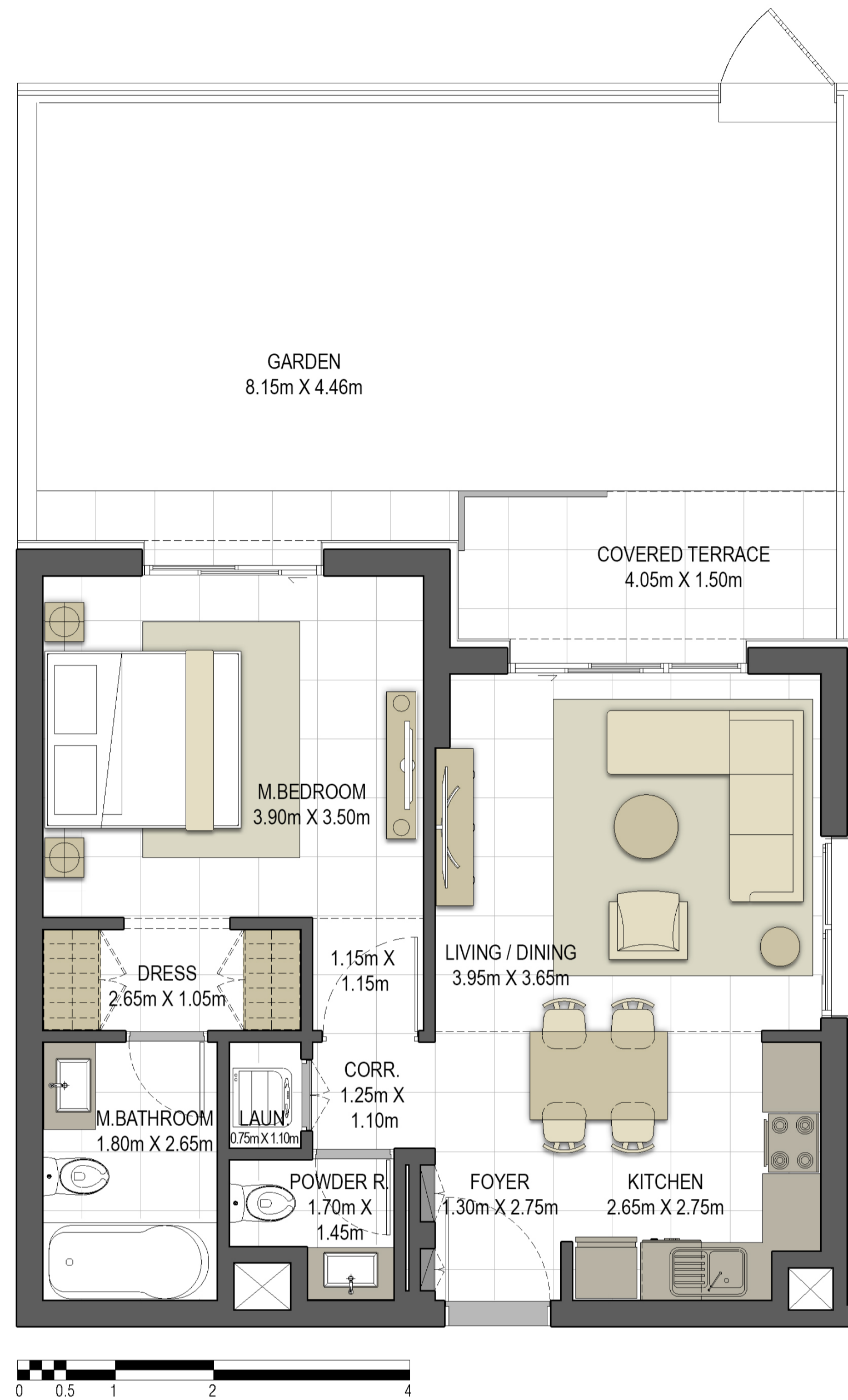


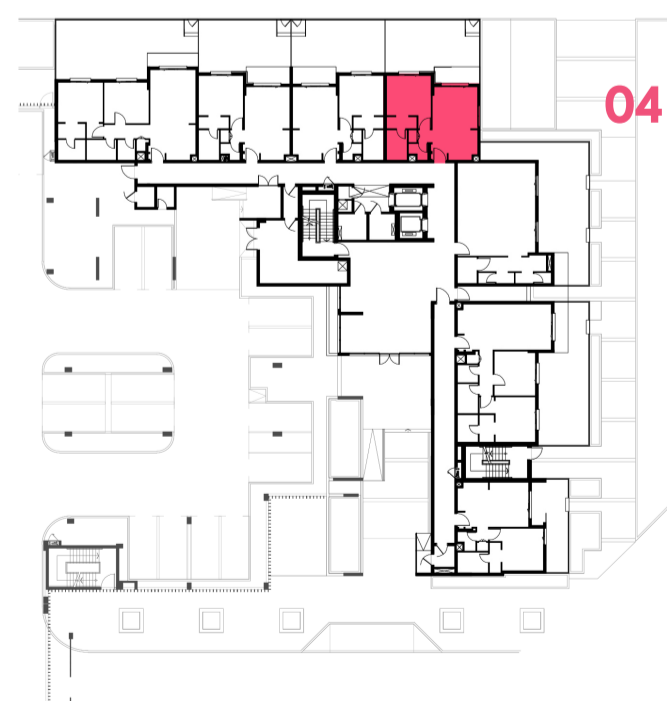
عائشة

AYSHA RESIDENCES TWO

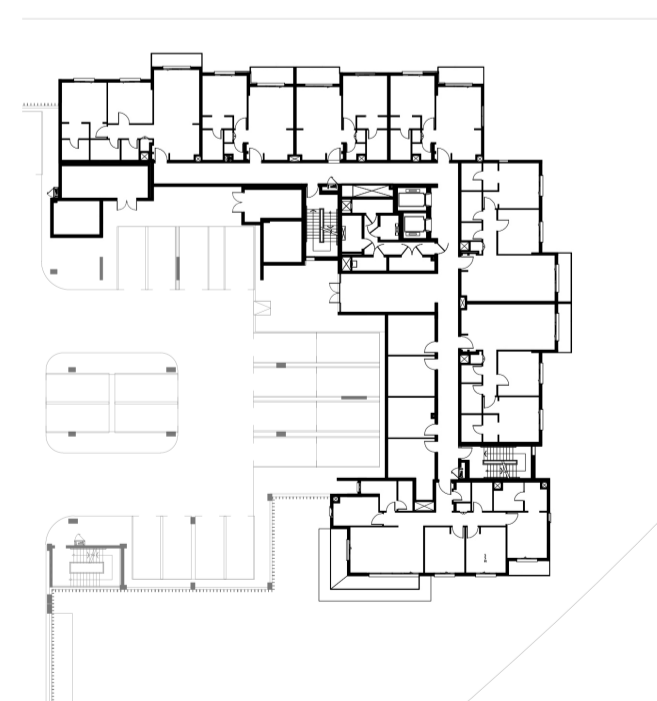
BUILDING	AYSHA 2
1 BEDROOM	TYPE 1A - 1
UNIT NO.	004
SUITE AREA	61.30 m ² / 659.83 ft ²
COVERED TERRACE AREA	6.32 m ² / 68.03 ft ²
TOTAL AREA	67.62 m ² / 727.85 ft ²
GARDEN AREA	37.53 m ² / 403.97 ft ²



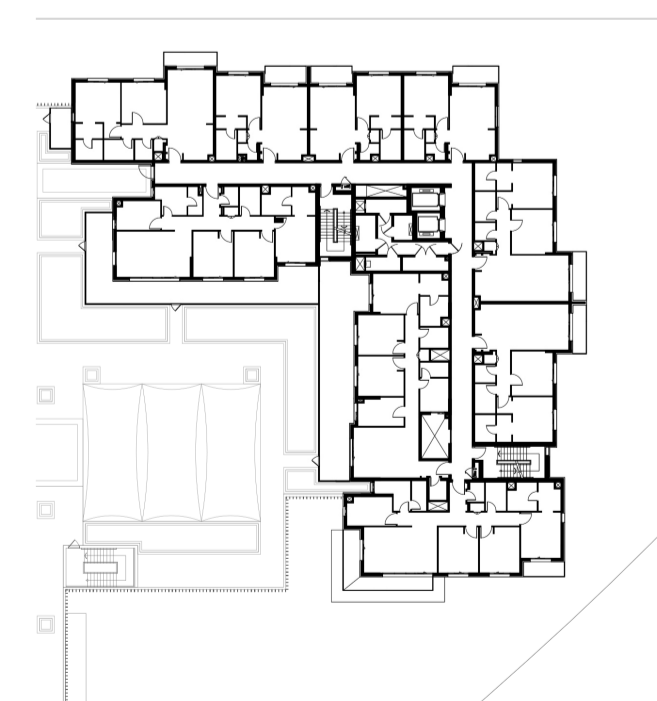
LEVEL G



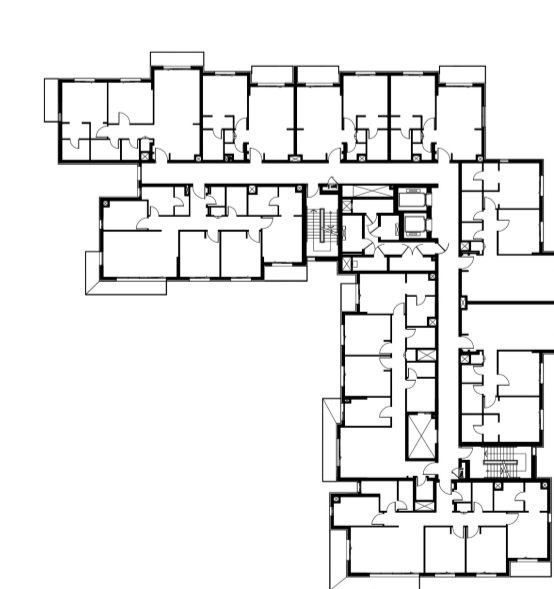
LEVEL 01



LEVEL 02



LEVEL 03,04,05



جزيرة مريم
MARYAM ISLAND

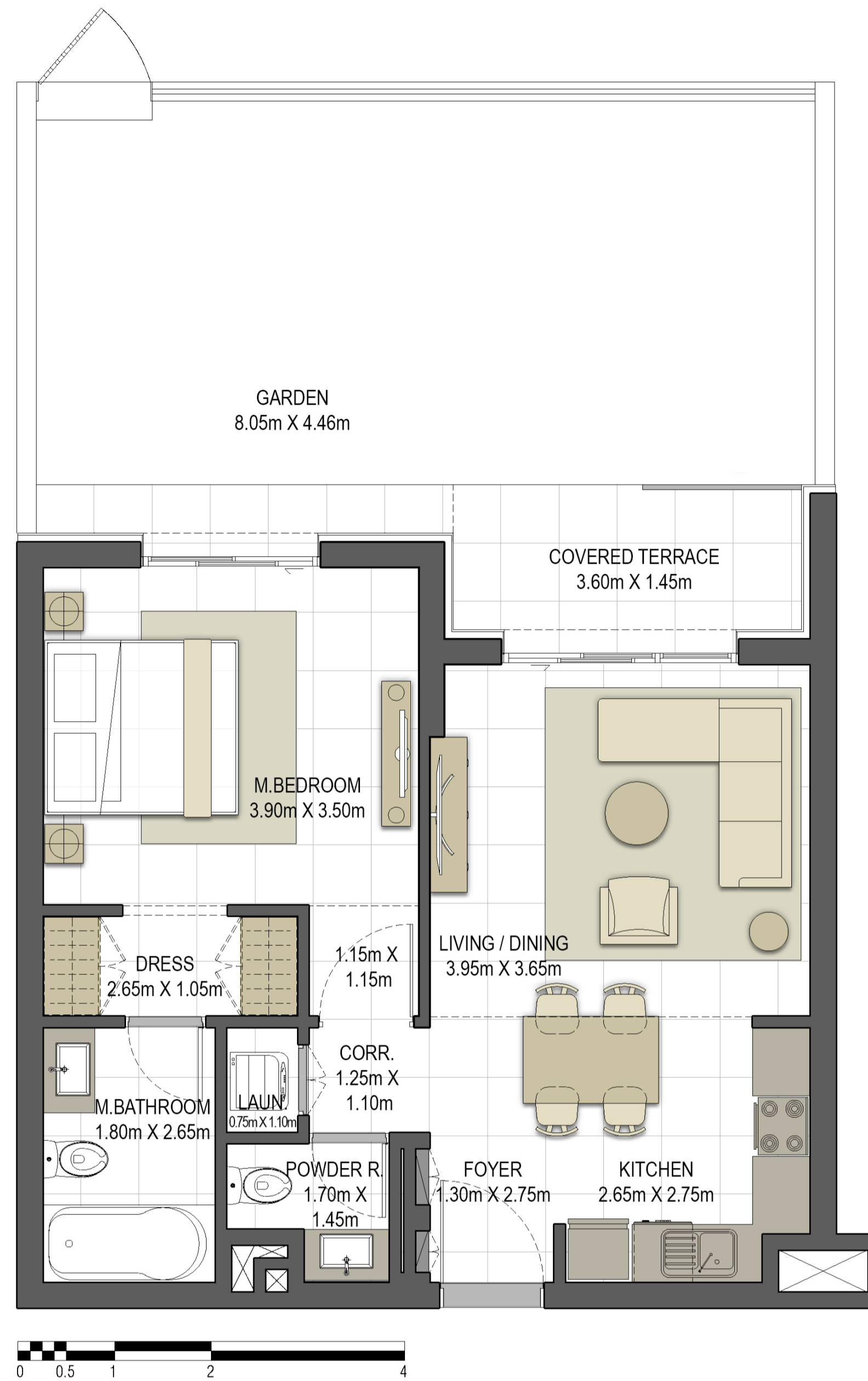
Disclaimer:

1. All room dimensions are measured to structural elements and exclude all finishes and construction tolerances. 2. All dimensions have been provided by our consultant architects. 3. All materials, dimensions and drawings are approximate. Information is subject to change without notice. 4. Actual suite area may vary from the stated area. Drawings not to scale. The developer reserves the right to make revisions. 5. Calculation of suite area is measured as the area bounded by the centre line of the demising or partition walls separating one unit from another unit, the exterior face of all exterior walls, and the exterior face of the corridor wall enclosing the adjoining unit. 6. Calculation of balcony area is measured as the area bounded by the centre line of the demising or partition walls separating one unit from another unit, the outmost face of the enclosing guard and the external face of the unit adjoining the balcony. 7. The units are measured at typical floor in the building. Columns may vary in size depending on the floor level.

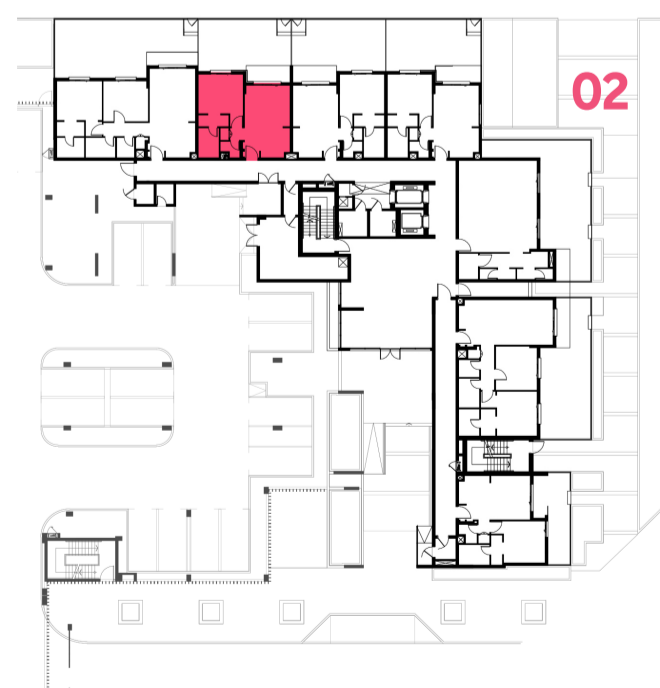
عائشة

AYSHA RESIDENCES TWO

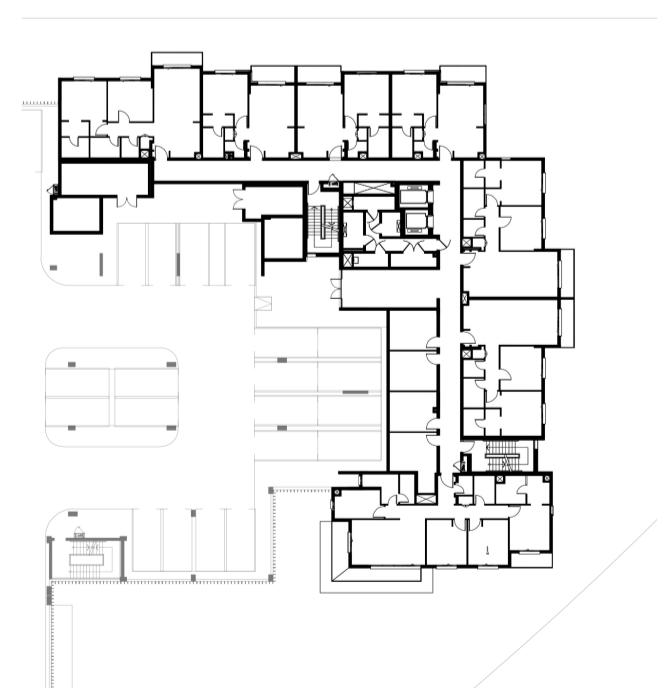
BUILDING	AYSHA 2
1 BEDROOM	TYPE 1A - 2
UNIT NO.	002
SUITE AREA	60.36 m ² / 649.71ft ²
COVERED TERRACE AREA	5.64 m ² / 60.71 ft ²
TOTAL AREA	66.00 m ² / 710.42 ft ²
GARDEN AREA	36.71 m ² / 395.09 ft ²



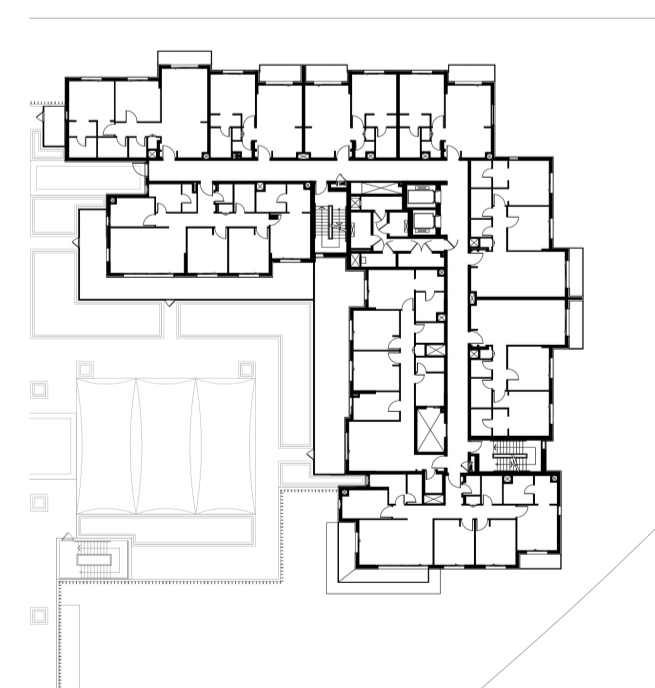
LEVEL G



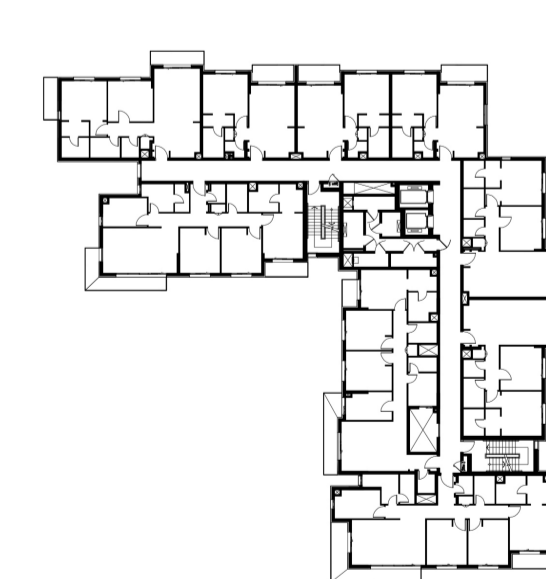
LEVEL 01



LEVEL 02



LEVEL 03,04,05



جزيرة مريم
MARYAM ISLAND

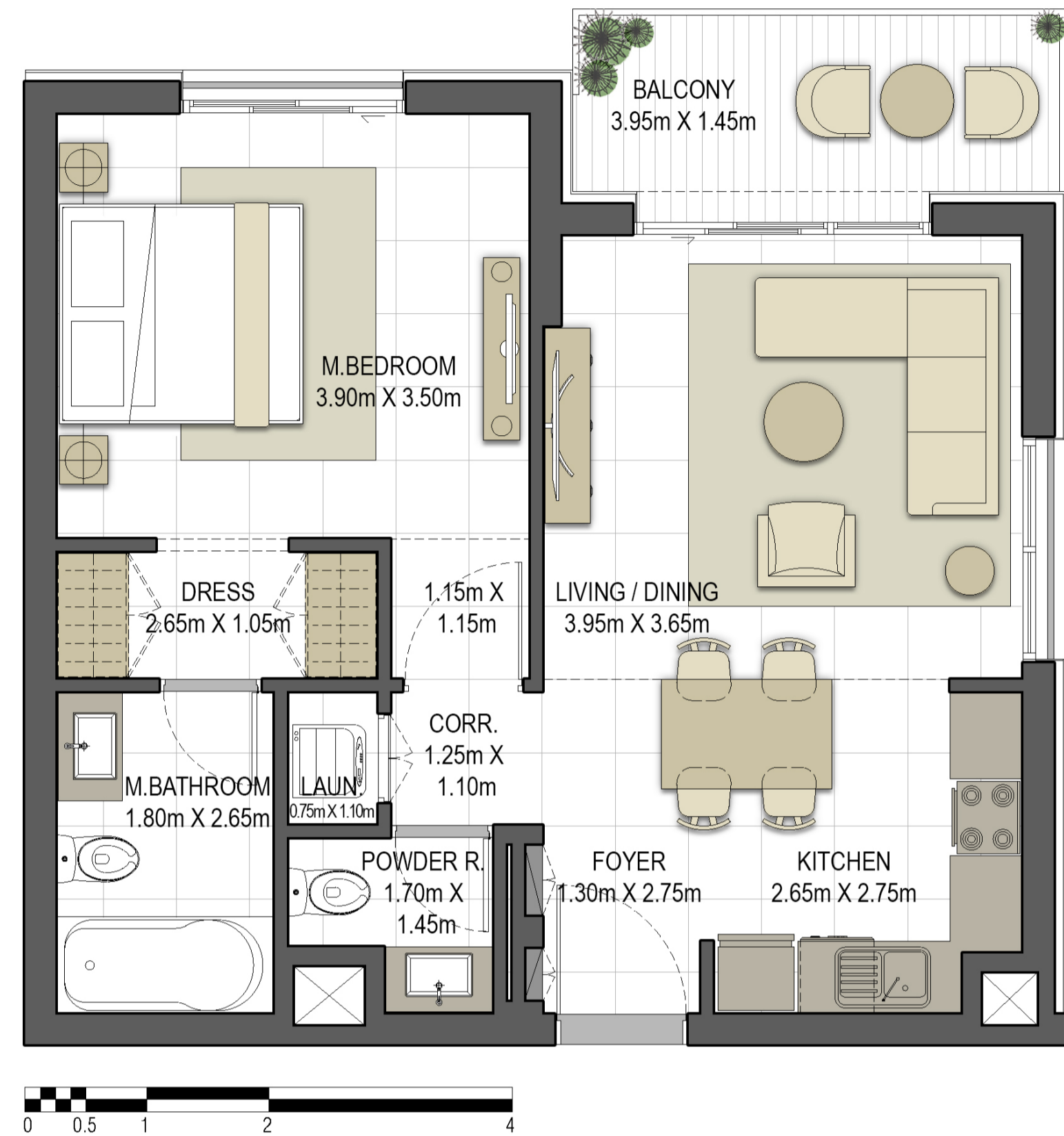
Disclaimer:

1. All room dimensions are measured to structural elements and exclude all finishes and construction tolerances. 2. All dimensions have been provided by our consultant architects. 3. All materials, dimensions and drawings are approximate. Information is subject to change without notice. 4. Actual suite area may vary from the stated area. Drawings not to scale. The developer reserves the right to make revisions. 5. Calculation of suite area is measured as the area bounded by the centre line of the demising or partition walls separating one unit from another unit, the exterior face of all exterior walls, and the exterior face of the corridor wall enclosing the adjoining unit. 6. Calculation of balcony area is measured as the area bounded by the centre line of the demising or partition walls separating one unit from another unit, the outmost face of the enclosing guard and the external face of the unit adjoining the balcony. 7. The units are measured at typical floor in the building. Columns may vary in size depending on the floor level.

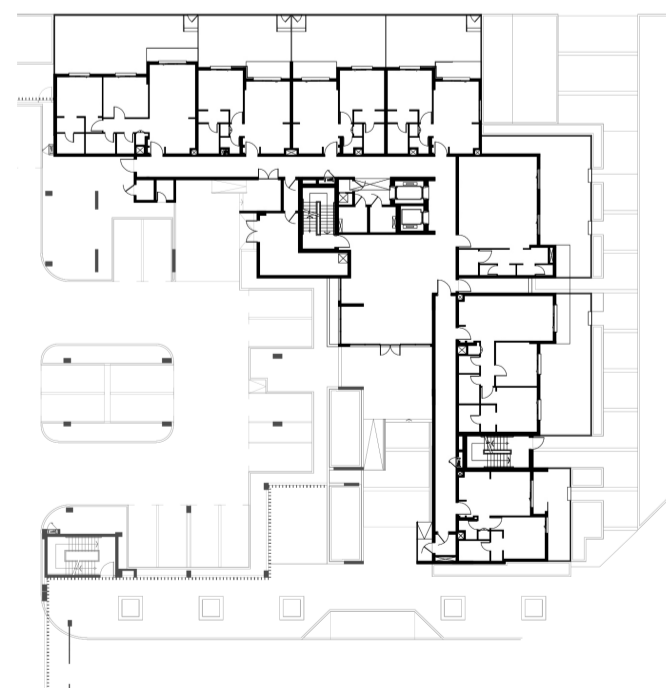
عائشة

AYSHA RESIDENCES TWO

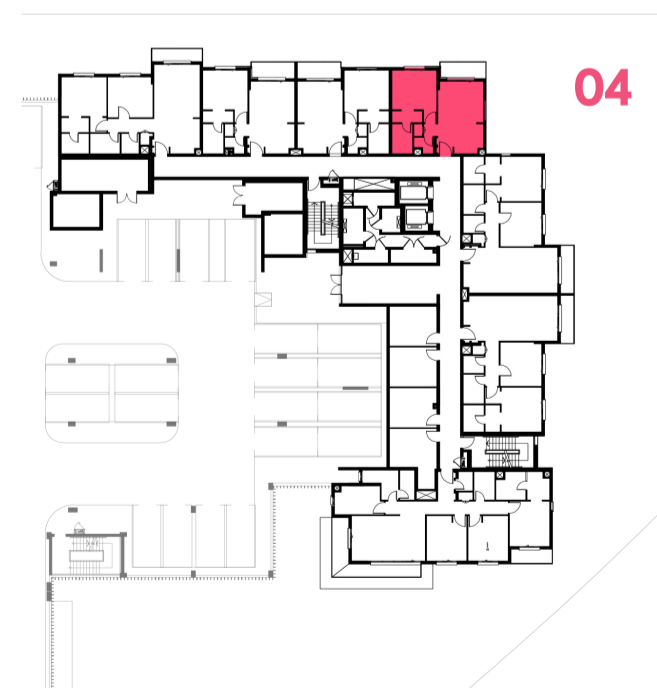
BUILDING	AYSHA 2
1 BEDROOM	TYPE 1A - 3
UNIT NO.	104, 205, 305, 405, 505
SUITE AREA	61.14 m ² / 658.10 ft ²
BALCONY AREA	6.32 m ² / 68.03 ft ²
TOTAL AREA	67.46 m ² / 726.13 ft ²



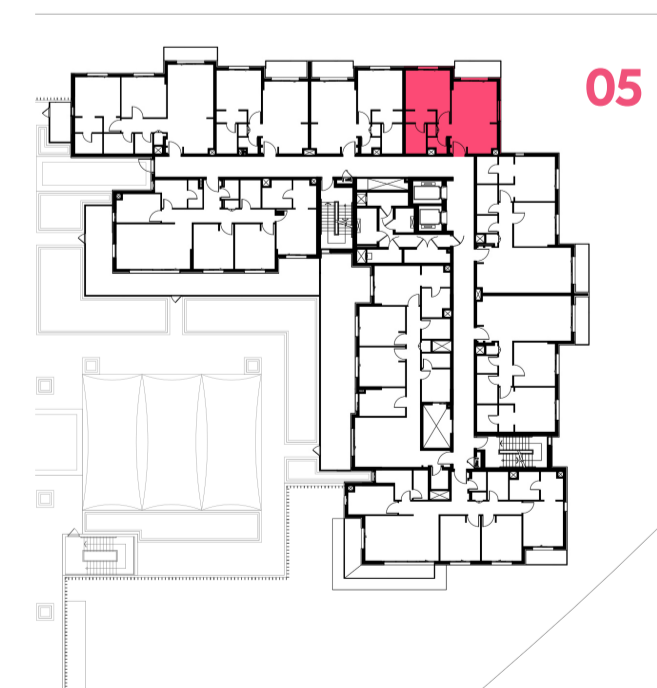
LEVEL G



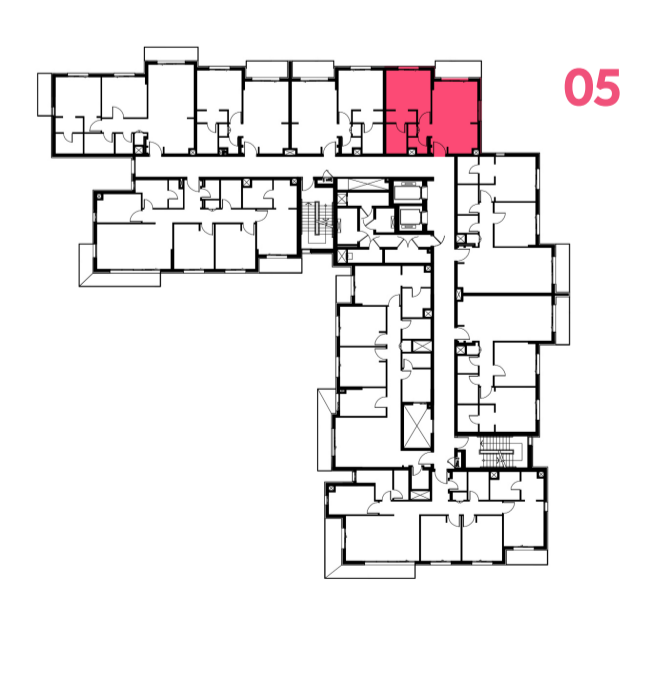
LEVEL 01



LEVEL 02



LEVEL 03,04,05



Disclaimer:

1. All room dimensions are measured to structural elements and exclude all finishes and construction tolerances. 2. All dimensions have been provided by our consultant architects. 3. All materials, dimensions and drawings are approximate. Information is subject to change without notice. 4. Actual suite area may vary from the stated area. Drawings not to scale. The developer reserves the right to make revisions. 5. Calculation of suite area is measured as the area bounded by the centre line of the demising or partition walls separating one unit from another unit, the exterior face of all exterior walls, and the exterior face of the corridor wall enclosing the adjoining unit. 6. Calculation of balcony area is measured as the area bounded by the centre line of the demising or partition walls separating one unit from another unit, the outmost face of the enclosing guard and the external face of the unit adjoining the balcony. 7. The units are measured at typical floor in the building. Columns may vary in size depending on the floor level.



جزيرة مريم
MARYAM ISLAND

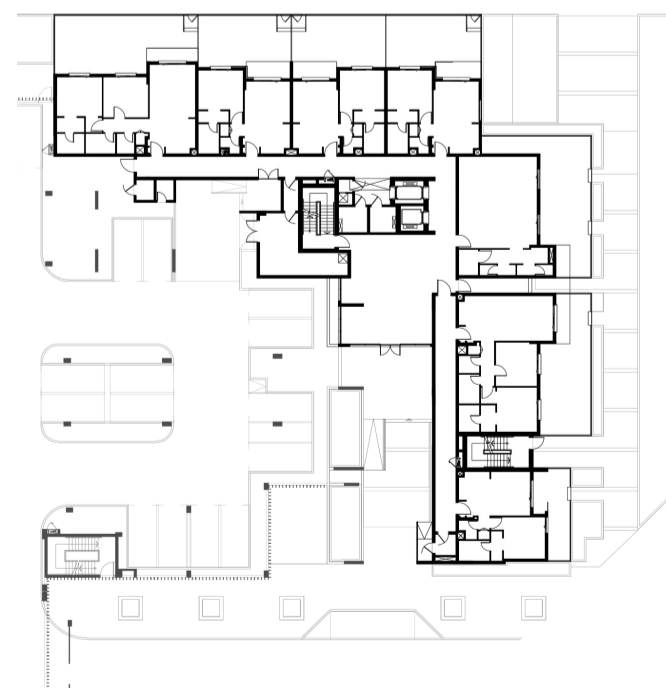
عائشة

AYSHA RESIDENCES TWO

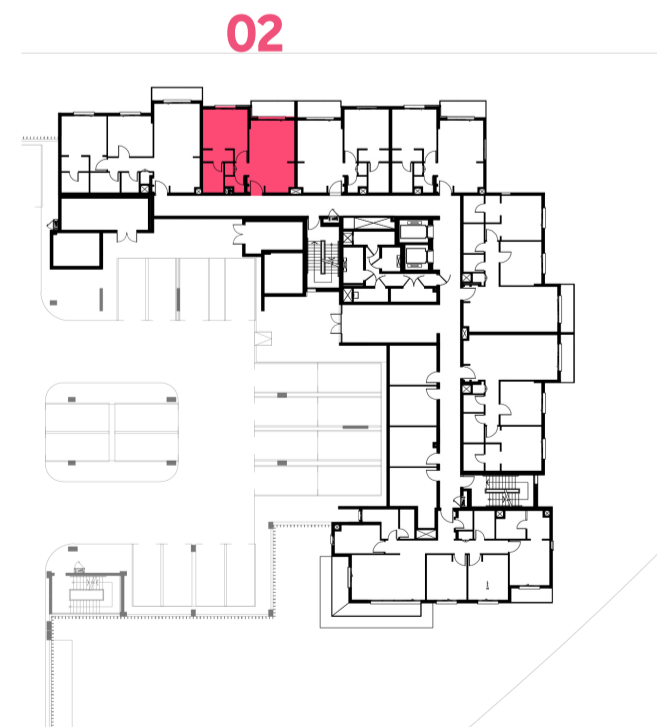
BUILDING	AYSHA 2
1 BEDROOM	TYPE 1A - 4
UNIT NO.	102, 203, 303, 403, 503
SUITE AREA	60.36 m ² / 649.71 ft ²
BALCONY AREA	5.64 m ² / 60.71 ft ²
TOTAL AREA	66.00 m ² / 710.42 ft ²



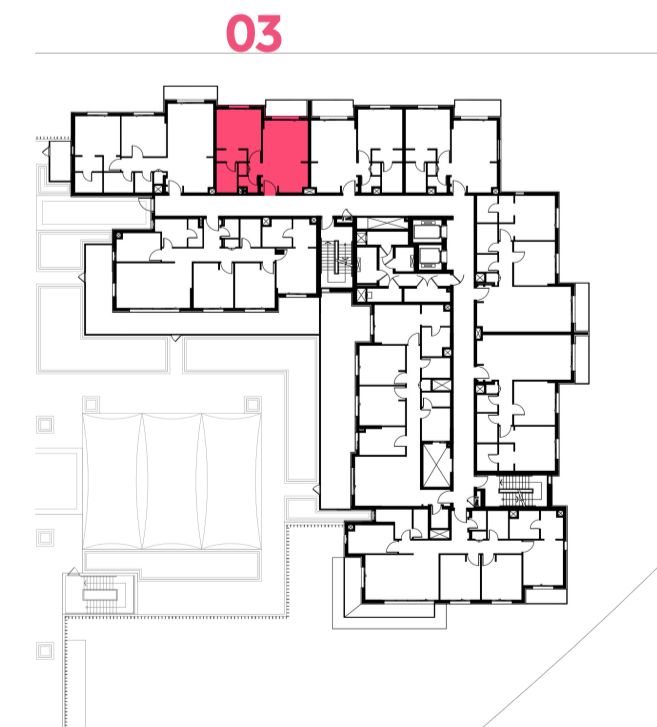
LEVEL G



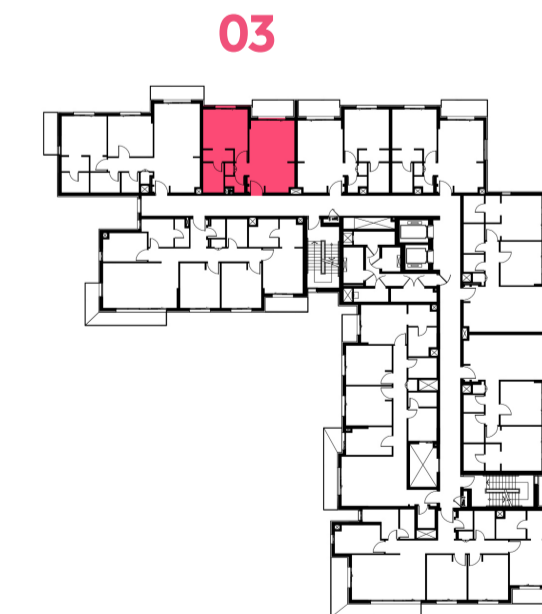
LEVEL 01



LEVEL 02



LEVEL 03,04,05



Disclaimer:

1. All room dimensions are measured to structural elements and exclude all finishes and construction tolerances. 2. All dimensions have been provided by our consultant architects. 3. All materials, dimensions and drawings are approximate. Information is subject to change without notice. 4. Actual suite area may vary from the stated area. Drawings not to scale. The developer reserves the right to make revisions. 5. Calculation of suite area is measured as the area bounded by the centre line of the demising or partition walls separating one unit from another unit, the exterior face of all exterior walls, and the exterior face of the corridor wall enclosing the adjoining unit. 6. Calculation of balcony area is measured as the area bounded by the centre line of the demising or partition walls separating one unit from another unit, the outmost face of the enclosing guard and the external face of the unit adjoining the balcony. 7. The units are measured at typical floor in the building. Columns may vary in size depending on the floor level.

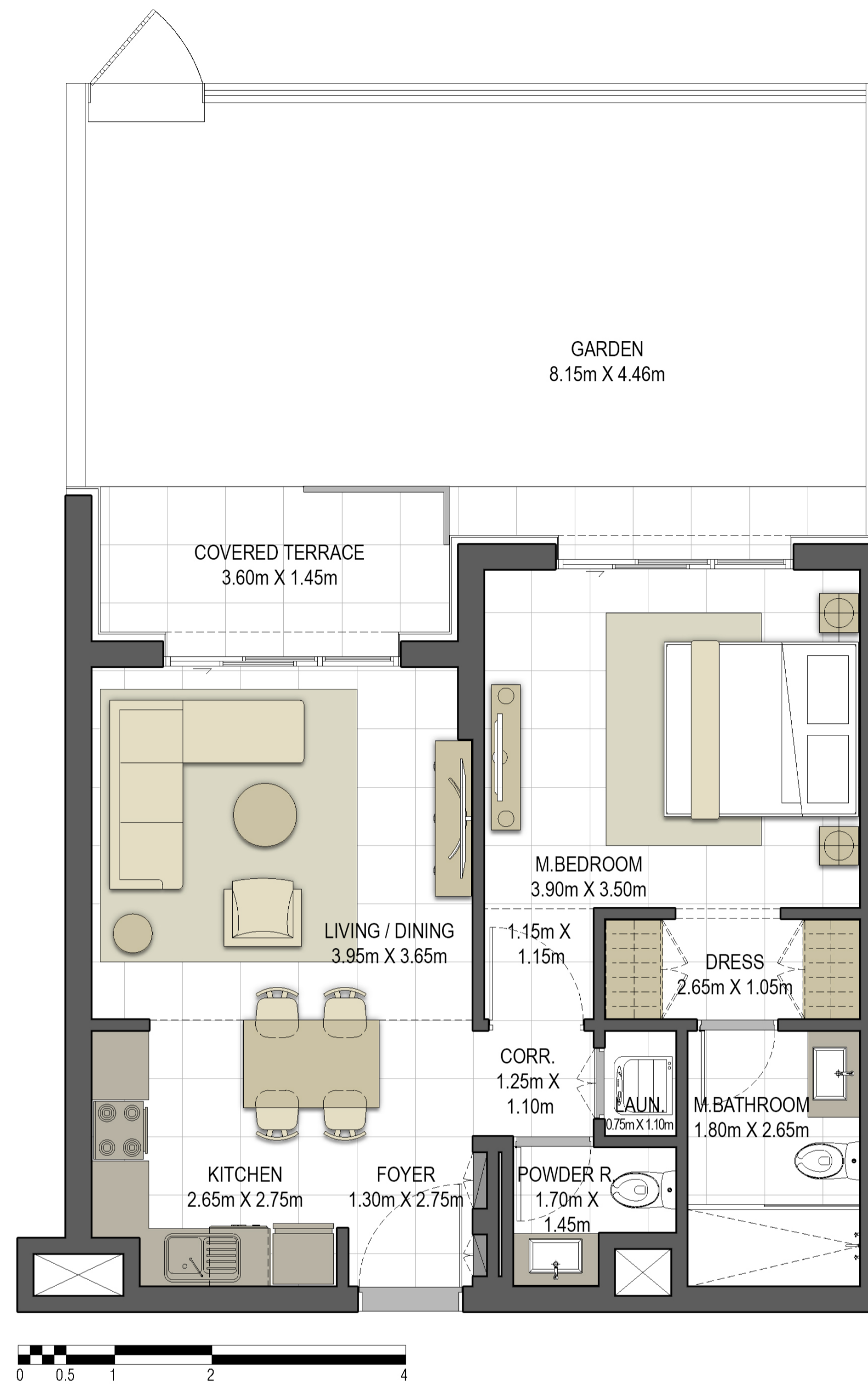


جزيرة مريم
MARYAM ISLAND

عائشة

AYSHA RESIDENCES TWO

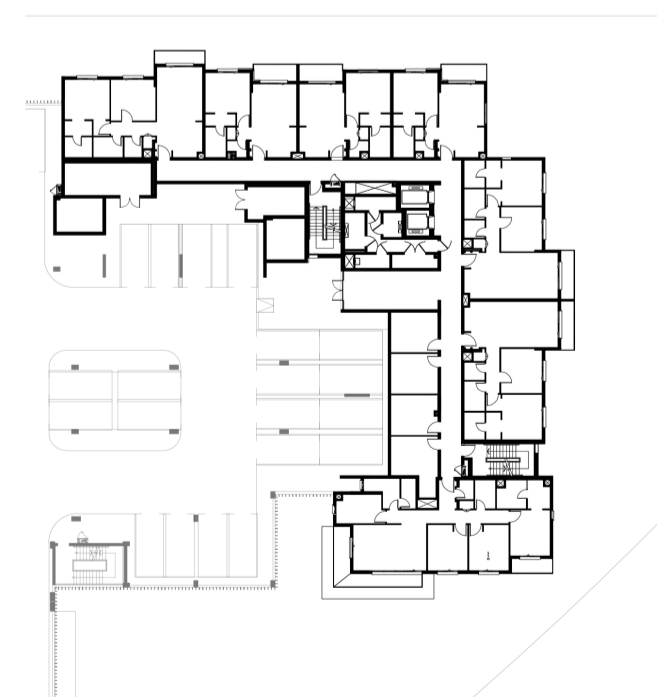
BUILDING	AYSHA 2
1 BEDROOM	TYPE 1B - 1
UNIT NO.	003
SUITE AREA	60.45 m ² / 650.68 ft ²
COVERED TERRACE AREA	5.64m ² / 60.71 ft ²
TOTAL AREA	66.09 m ² / 711.39ft ²
GARDEN AREA	36.76 m ² / 395.72 ft ²



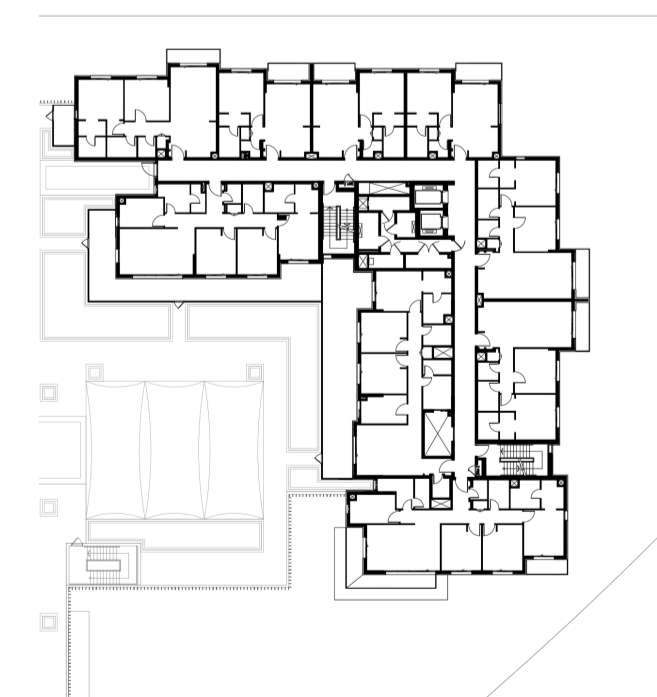
LEVEL G



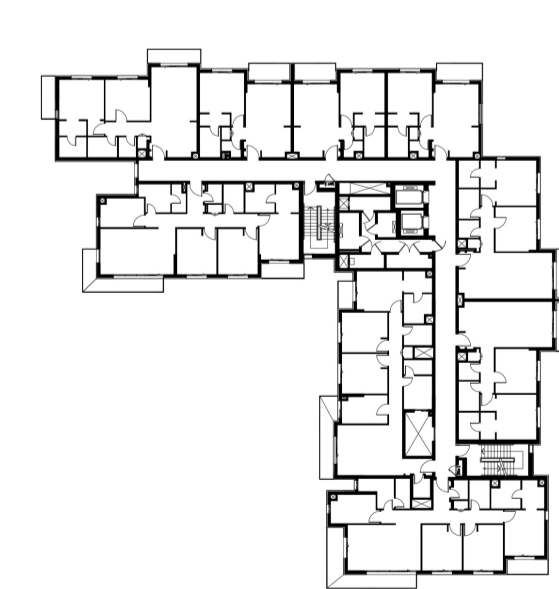
LEVEL 01



LEVEL 02



LEVEL 03,04,05



جزيرة مريم
MARYAM ISLAND

Disclaimer:

1. All room dimensions are measured to structural elements and exclude all finishes and construction tolerances. 2. All dimensions have been provided by our consultant architects. 3. All materials, dimensions and drawings are approximate. Information is subject to change without notice. 4. Actual suite area may vary from the stated area. Drawings not to scale. The developer reserves the right to make revisions. 5. Calculation of suite area is measured as the area bounded by the centre line of the demising or partition walls separating one unit from another unit, the exterior face of all exterior walls, and the exterior face of the corridor wall enclosing the adjoining unit. 6. Calculation of balcony area is measured as the area bounded by the centre line of the demising or partition walls separating one unit from another unit, the outmost face of the enclosing guard and the external face of the unit adjoining the balcony. 7. The units are measured at typical floor in the building. Columns may vary in size depending on the floor level.

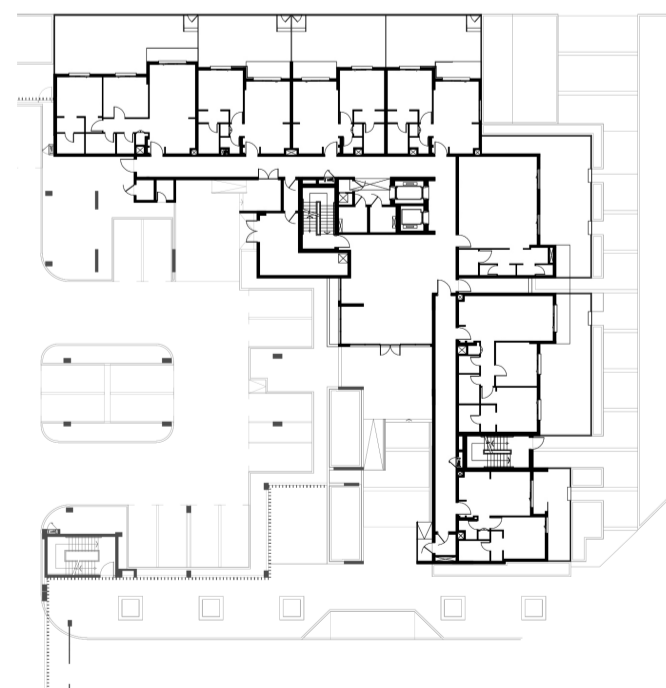
عائشة

AYSHA RESIDENCES TWO

BUILDING	AYSHA 2
1 BEDROOM	TYPE 1B - 2
UNIT NO.	103, 204, 304, 404, 504
SUITE AREA	60.45 m ² / 650.68 ft ²
BALCONY AREA	5.64 m ² / 60.71 ft ²
TOTAL AREA	66.09 m ² / 711.39 ft ²



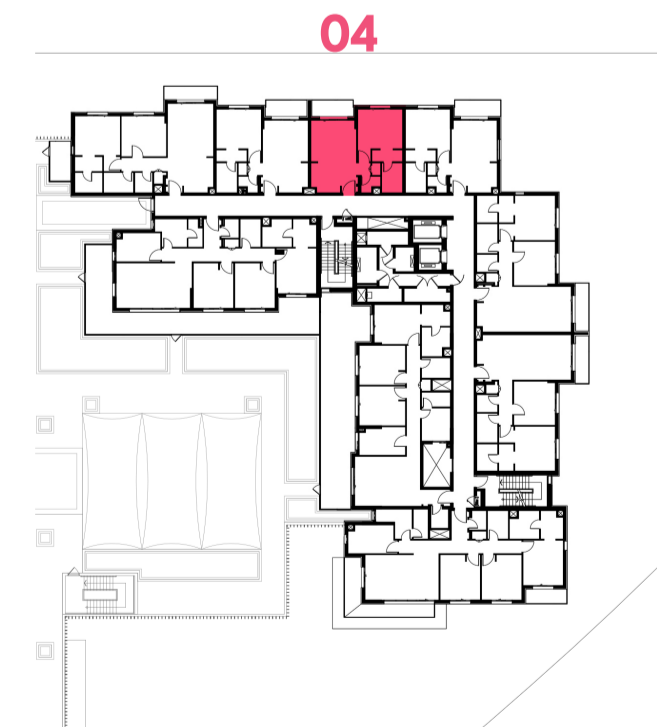
LEVEL G



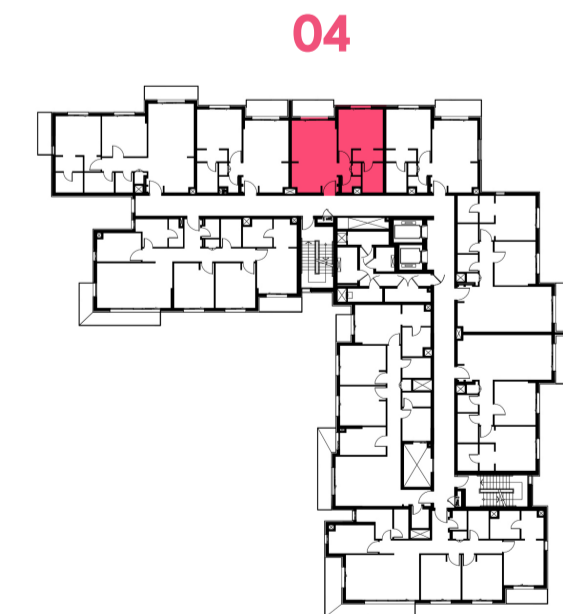
LEVEL 01



LEVEL 02



LEVEL 03,04,05



EAGLE HILLS



جزيرة مريم
MARYAM ISLAND

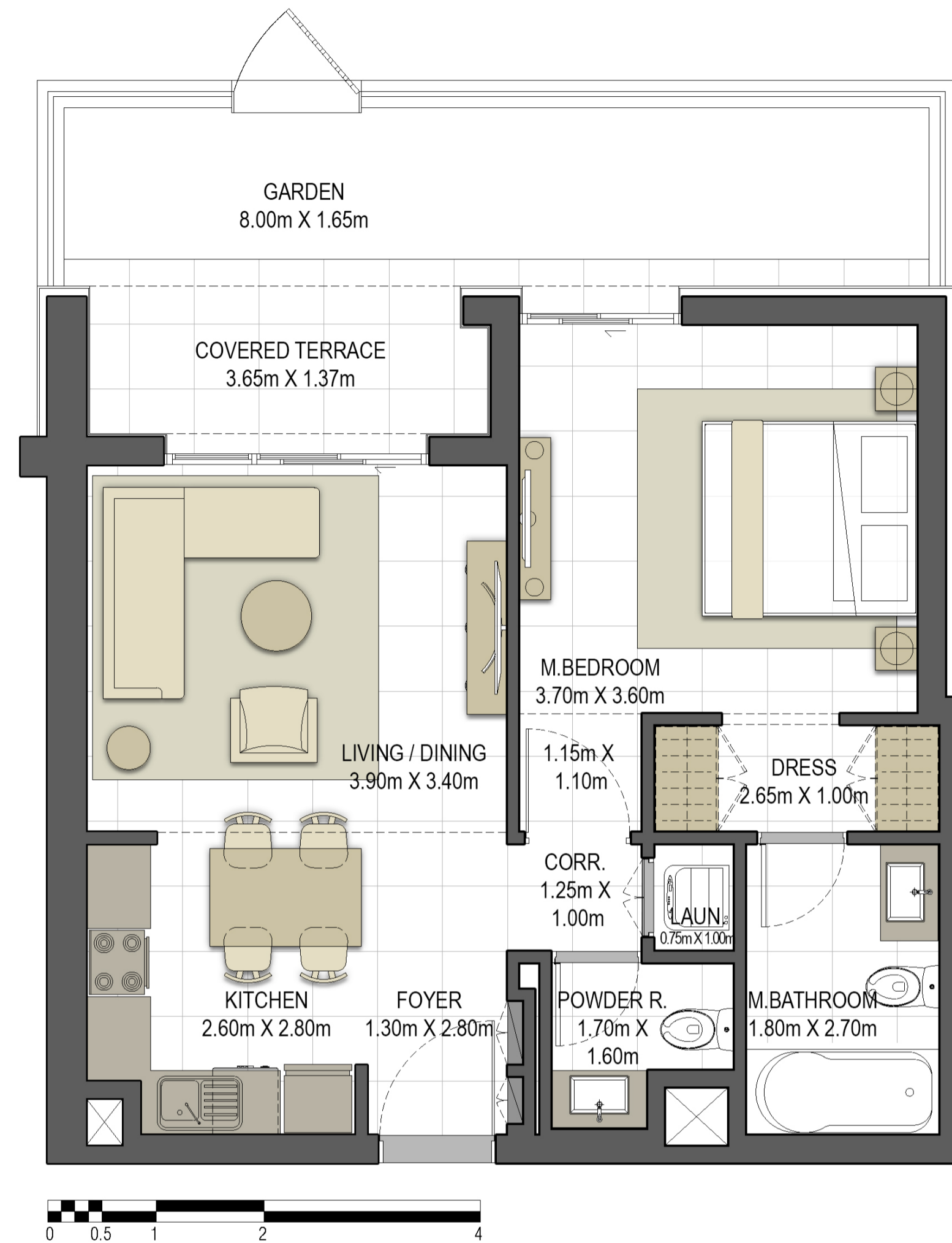
Disclaimer:

1. All room dimensions are measured to structural elements and exclude all finishes and construction tolerances. 2. All dimensions have been provided by our consultant architects. 3. All materials, dimensions and drawings are approximate. Information is subject to change without notice. 4. Actual suite area may vary from the stated area. Drawings not to scale. The developer reserves the right to make revisions. 5. Calculation of suite area is measured as the area bounded by the centre line of the demising or partition walls separating one unit from another unit, the exterior face of all exterior walls, and the exterior face of the corridor wall enclosing the adjoining unit. 6. Calculation of balcony area is measured as the area bounded by the centre line of the demising or partition walls separating one unit from another unit, the outmost face of the enclosing guard and the external face of the unit adjoining the balcony. 7. The units are measured at typical floor in the building. Columns may vary in size depending on the floor level.

عائشة

AYSHA RESIDENCES TWO

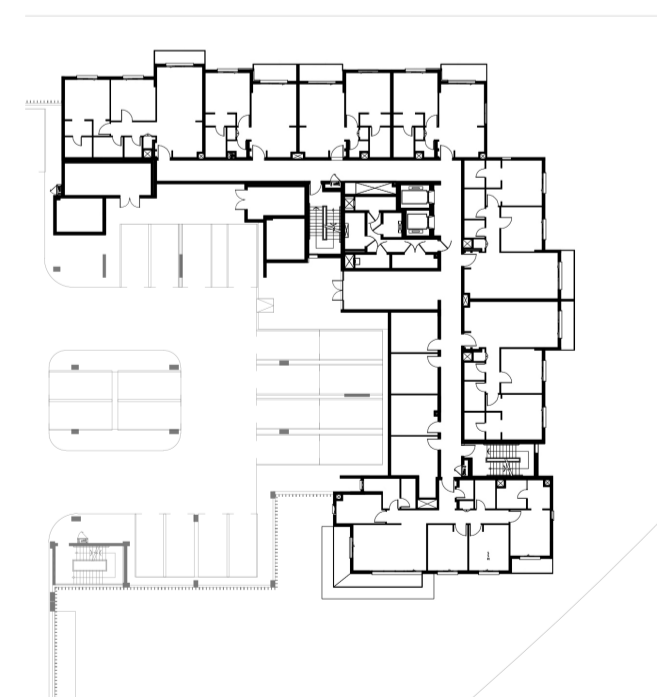
BUILDING	AYSHA 2
1 BEDROOM	TYPE 1C - 1
UNIT NO.	006
SUITE AREA	60.50 m ² / 651.22 ft ²
COVERED TERRACE AREA	5.01 m ² / 53.93 ft ²
TOTAL AREA	65.51 m ² / 705.14 ft ²
GARDEN AREA	16.30 m ² / 175.45 ft ²



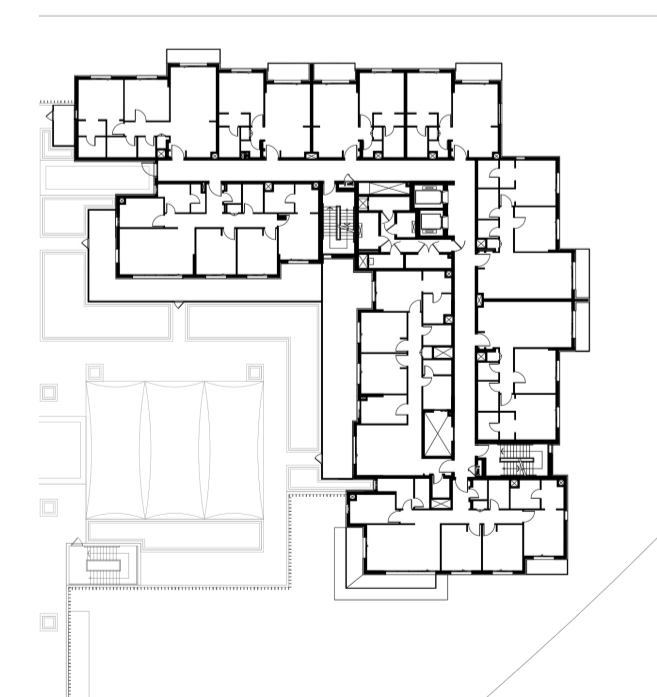
LEVEL G



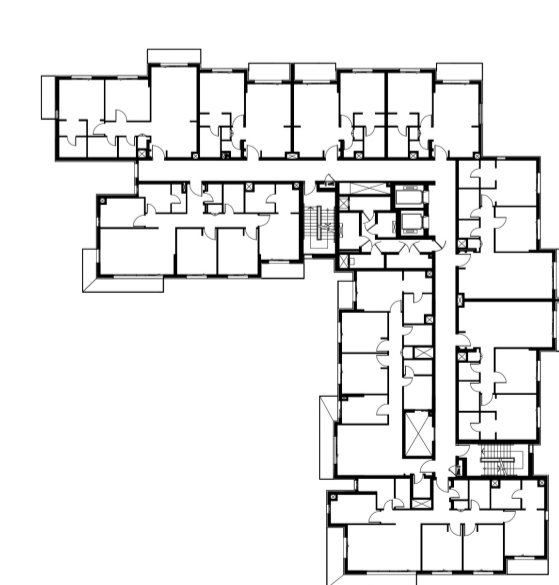
LEVEL 01



LEVEL 02



LEVEL 03,04,05



جزيرة مريم
MARYAM ISLAND

Disclaimer:

1. All room dimensions are measured to structural elements and exclude all finishes and construction tolerances. 2. All dimensions have been provided by our consultant architects. 3. All materials, dimensions and drawings are approximate. Information is subject to change without notice. 4. Actual suite area may vary from the stated area. Drawings not to scale. The developer reserves the right to make revisions. 5. Calculation of suite area is measured as the area bounded by the centre line of the demising or partition walls separating one unit from another unit, the exterior face of all exterior walls, and the exterior face of the corridor wall enclosing the adjoining unit. 6. Calculation of balcony area is measured as the area bounded by the centre line of the demising or partition walls separating one unit from another unit, the outmost face of the enclosing guard and the external face of the unit adjoining the balcony. 7. The units are measured at typical floor in the building. Columns may vary in size depending on the floor level.

عائشة

AYSHA RESIDENCES TWO

BUILDING	AYSHA 2
2 BEDROOM	TYPE 2A - 1
UNIT NO.	001
SUITE AREA	95.30 m ² / 1,025.80 ft ²
COVERED TERRACE AREA	5.76 m ² / 62.00 ft ²
TOTAL AREA	101.06m ² / 1,087.80 ft ²
GARDEN AREA	56.33 m ² / 606.33 ft ²



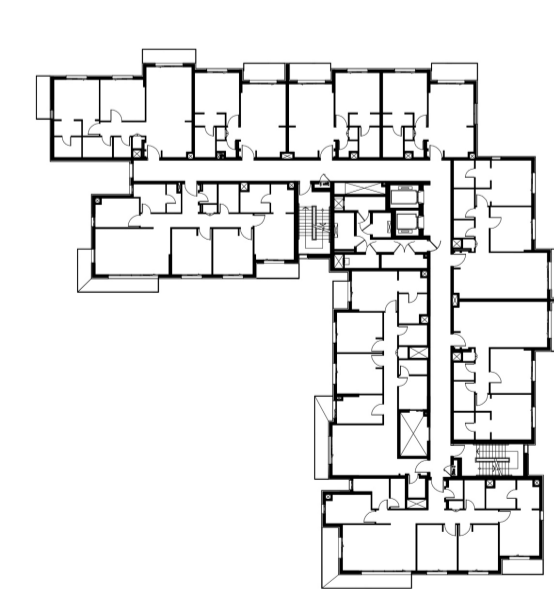
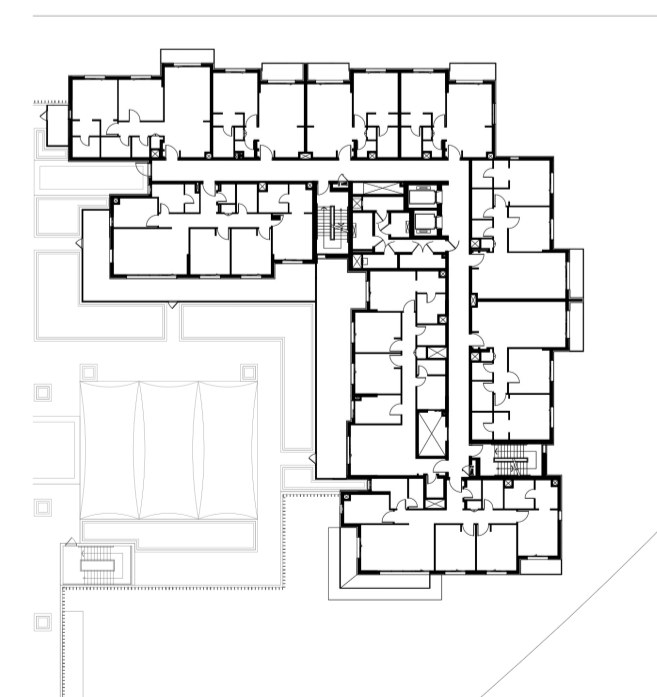
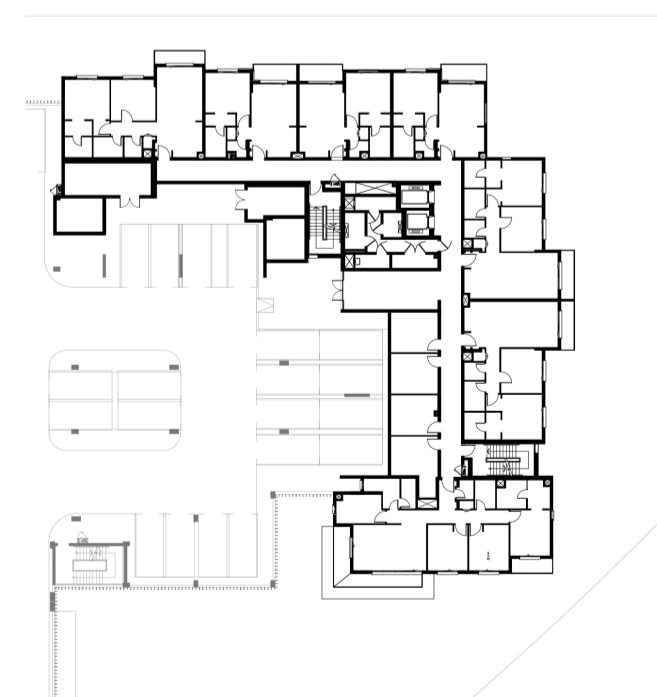
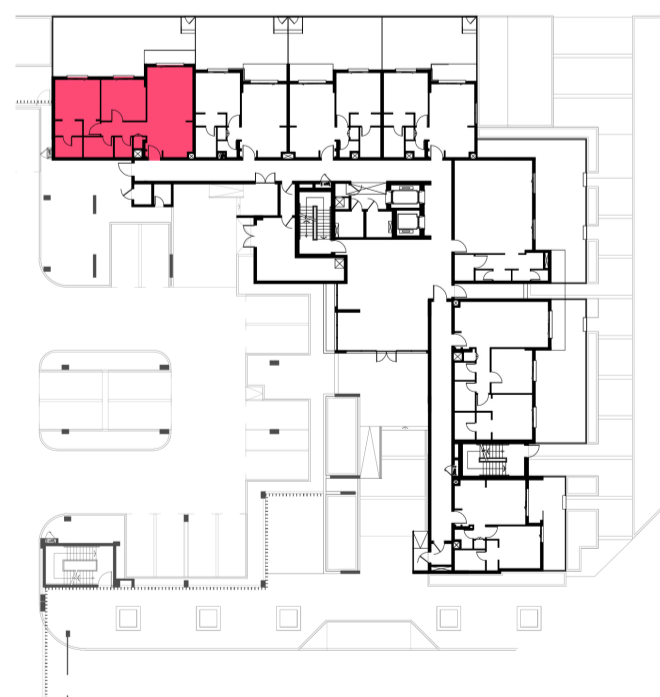
LEVEL G

LEVEL 01

LEVEL 02

LEVEL 03,04,05

01



جزيرة مريم
MARYAM ISLAND

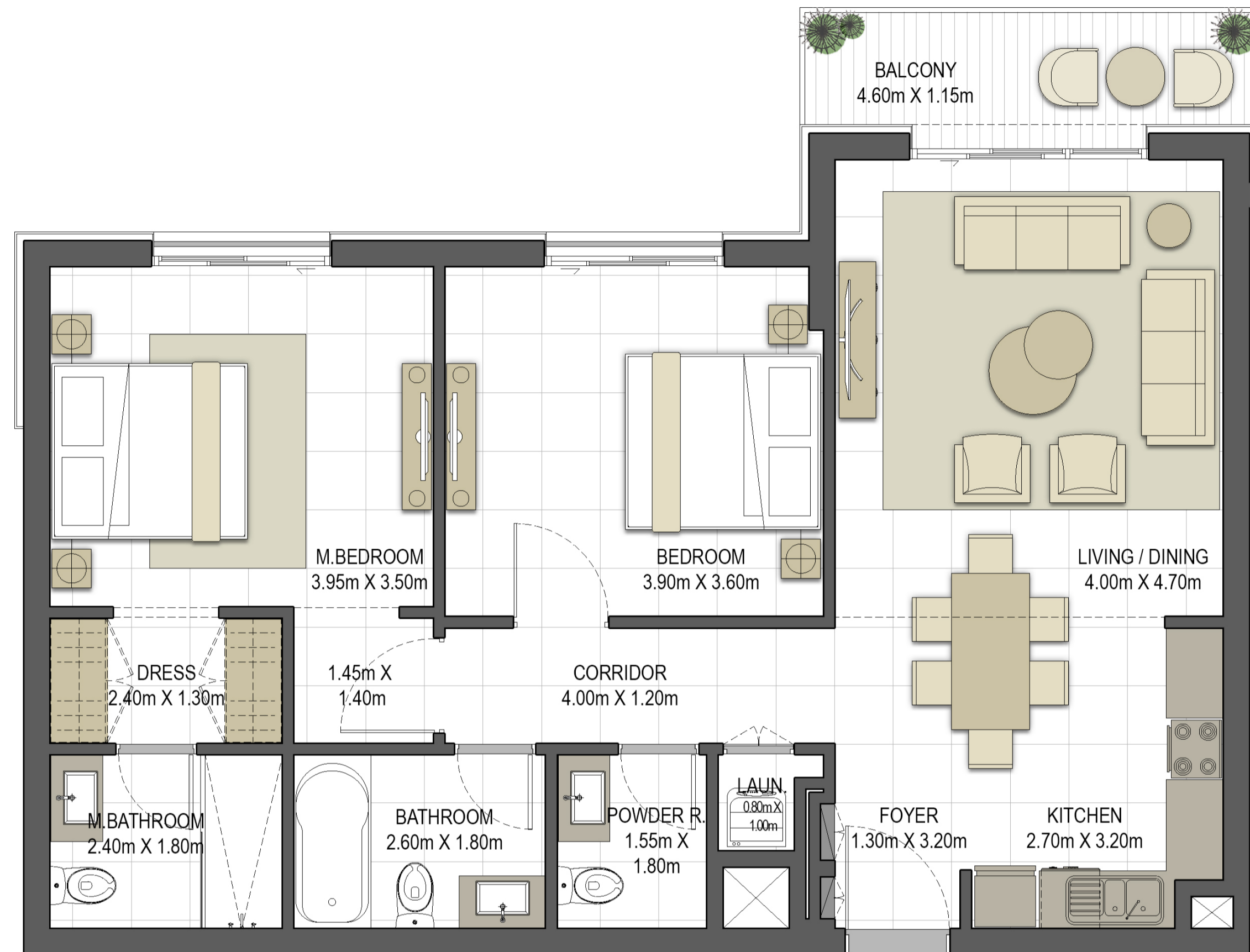
Disclaimer:

1. All room dimensions are measured to structural elements and exclude all finishes and construction tolerances. 2. All dimensions have been provided by our consultant architects. 3. All materials, dimensions and drawings are approximate. Information is subject to change without notice. 4. Actual suite area may vary from the stated area. Drawings not to scale. The developer reserves the right to make revisions. 5. Calculation of suite area is measured as the area bounded by the centre line of the demising or partition walls separating one unit from another unit, the exterior face of all exterior walls, and the exterior face of the corridor wall enclosing the adjoining unit. 6. Calculation of balcony area is measured as the area bounded by the centre line of the demising or partition walls separating one unit from another unit, the outmost face of the enclosing guard and the external face of the unit adjoining the balcony. 7. The units are measured at typical floor in the building. Columns may vary in size depending on the floor level.

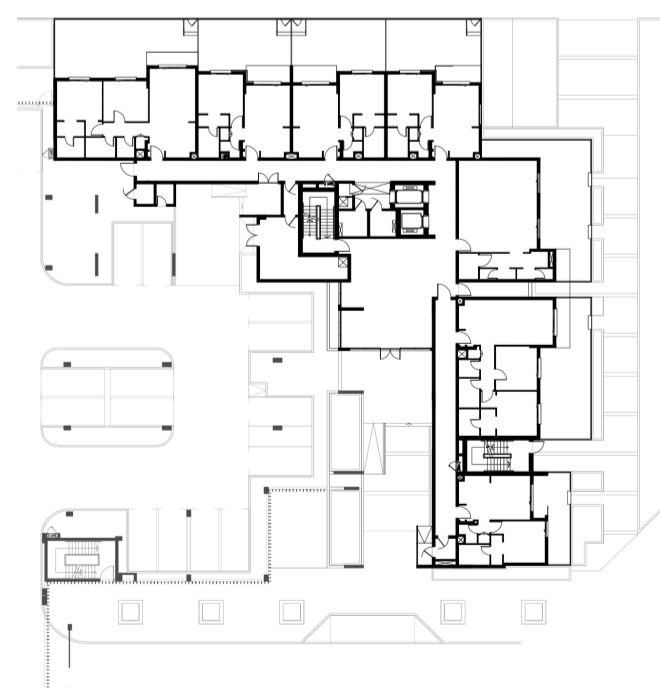
عائشة

AYSHA RESIDENCES TWO

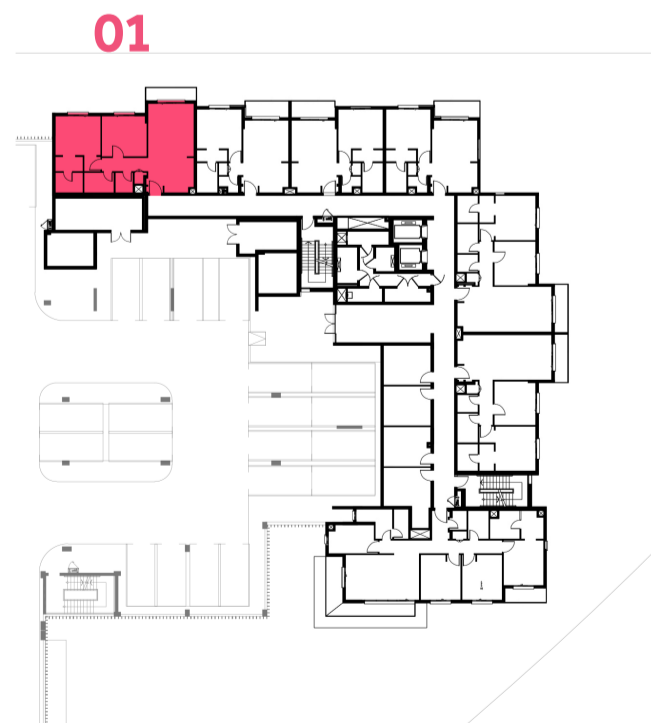
BUILDING	AYSHA 2
2 BEDROOM	TYPE 2A - 2
UNIT NO.	101
SUITE AREA	95.36 m ² / 1,026.45 ft ²
BALCONY AREA	5.87 m ² / 63.18 ft ²
TOTAL AREA	101.23 m ² / 1,089.63 ft ²



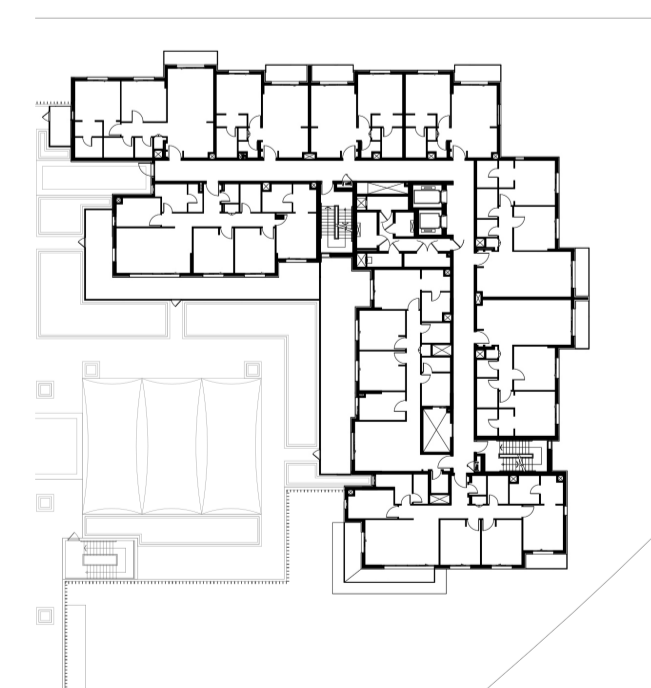
LEVEL G



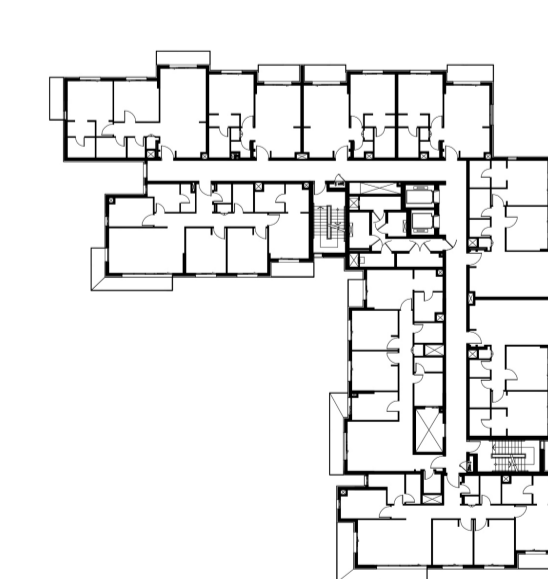
LEVEL 01



LEVEL 02



LEVEL 03,04,05



Disclaimer:

1. All room dimensions are measured to structural elements and exclude all finishes and construction tolerances. 2. All dimensions have been provided by our consultant architects. 3. All materials, dimensions and drawings are approximate. Information is subject to change without notice. 4. Actual suite area may vary from the stated area. Drawings not to scale. The developer reserves the right to make revisions. 5. Calculation of suite area is measured as the area bounded by the centre line of the demising or partition walls separating one unit from another unit, the exterior face of all exterior walls, and the exterior face of the corridor wall enclosing the adjoining unit. 6. Calculation of balcony area is measured as the area bounded by the centre line of the demising or partition walls separating one unit from another unit, the outmost face of the enclosing guard and the external face of the unit adjoining the balcony. 7. The units are measured at typical floor in the building. Columns may vary in size depending on the floor level.

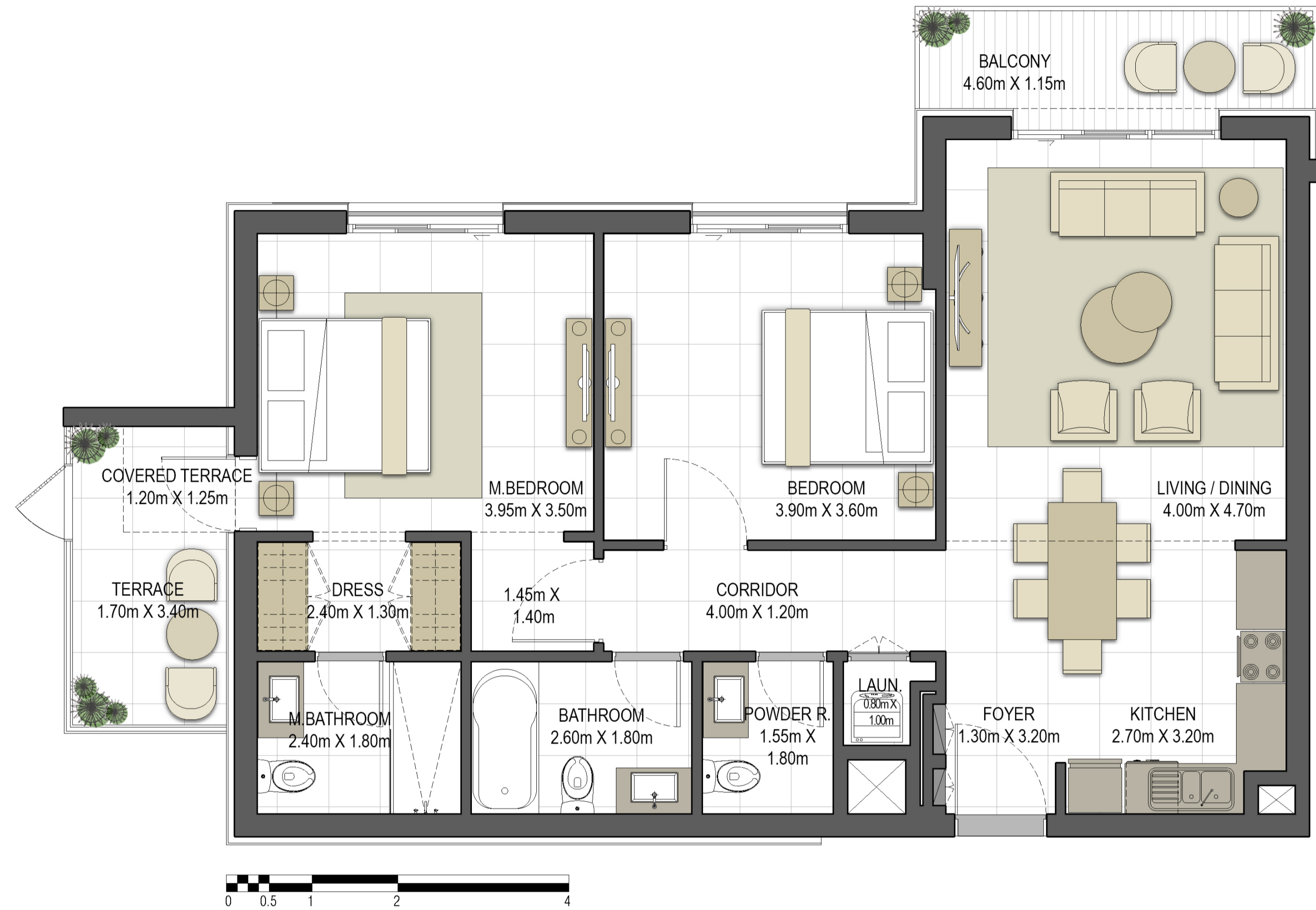


جزيرة مريم
MARYAM ISLAND

عائشة

AYSHA RESIDENCES TWO

BUILDING	AYSHA 2
2 BEDROOM	TYPE 2A - 3
UNIT NO.	201
SUITE AREA	95.30 m ² / 1,025.80 ft ²
BALCONY AREA	5.87 m ² / 63.18 ft ²
COVERED TERRACE AREA	1.59 m ² / 17.11 ft ²
TOTAL AREA	102.76 m ² / 1,106.10 ft ²
TERRACE AREA	5.34 m ² / 57.48 ft ²

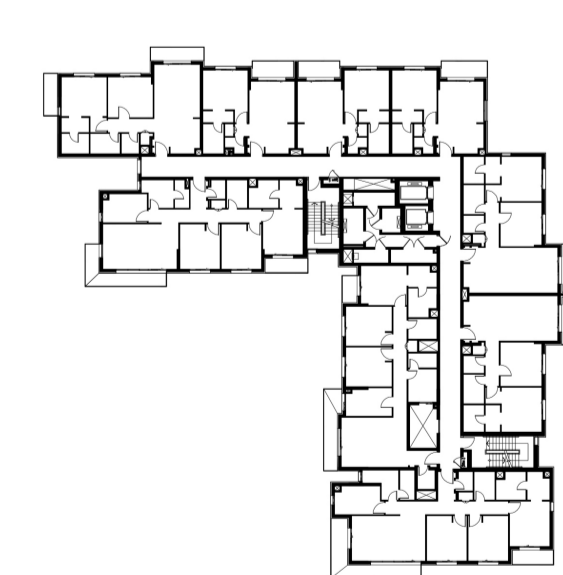
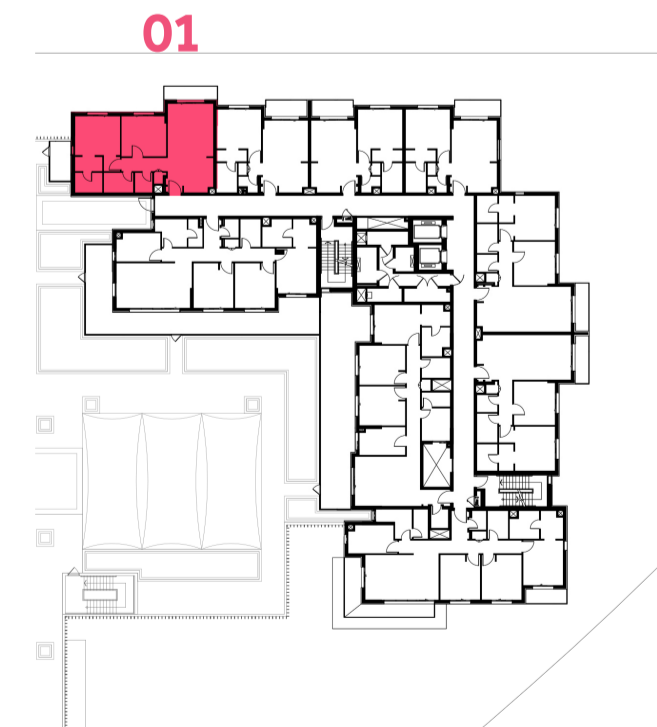
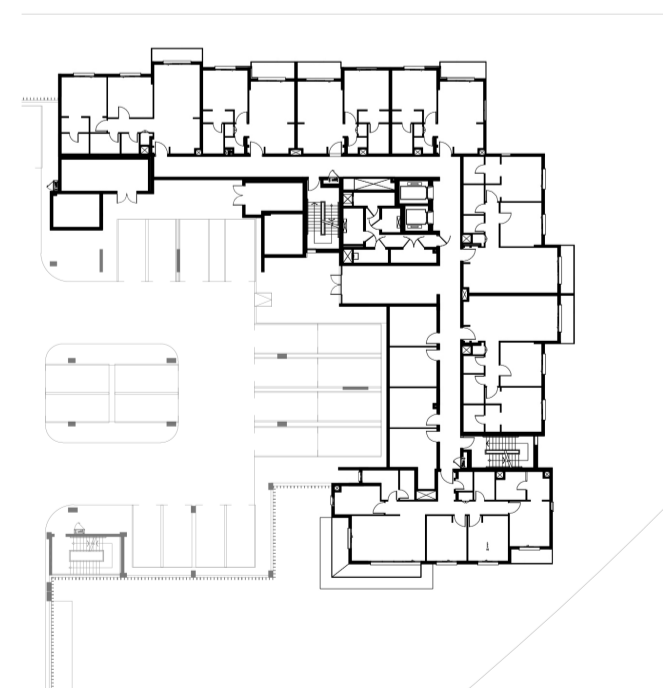
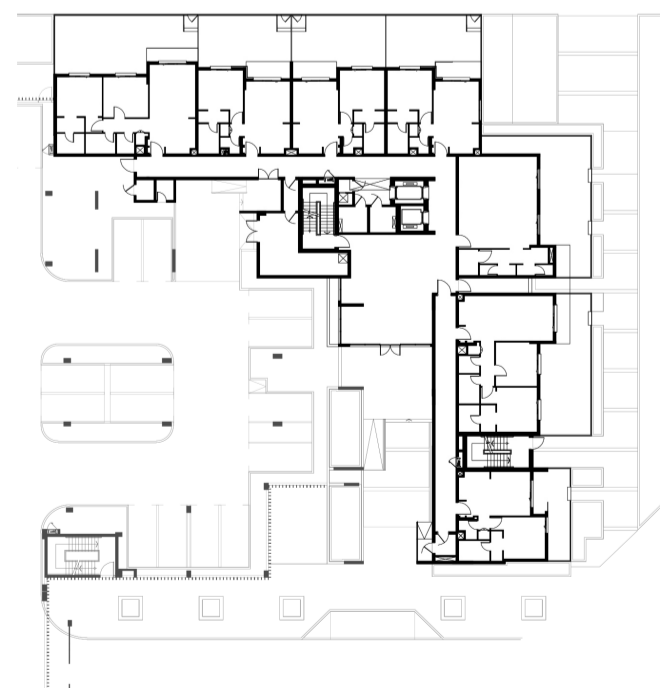


LEVEL G

LEVEL 01

LEVEL 02

LEVEL 03,04,05



Disclaimer:

1. All room dimensions are measured to structural elements and exclude all finishes and construction tolerances. 2. All dimensions have been provided by our consultant architects. 3. All materials, dimensions and drawings are approximate. Information is subject to change without notice. 4. Actual suite area may vary from the stated area. Drawings not to scale. The developer reserves the right to make revisions. 5. Calculation of suite area is measured as the area bounded by the centre line of the demising or partition walls separating one unit from another unit, the exterior face of all exterior walls, and the exterior face of the corridor wall enclosing the adjoining unit. 6. Calculation of balcony area is measured as the area bounded by the centre line of the demising or partition walls separating one unit from another unit, the outmost face of the enclosing guard and the external face of the unit adjoining the balcony. 7. The units are measured at typical floor in the building. Columns may vary in size depending on the floor level.

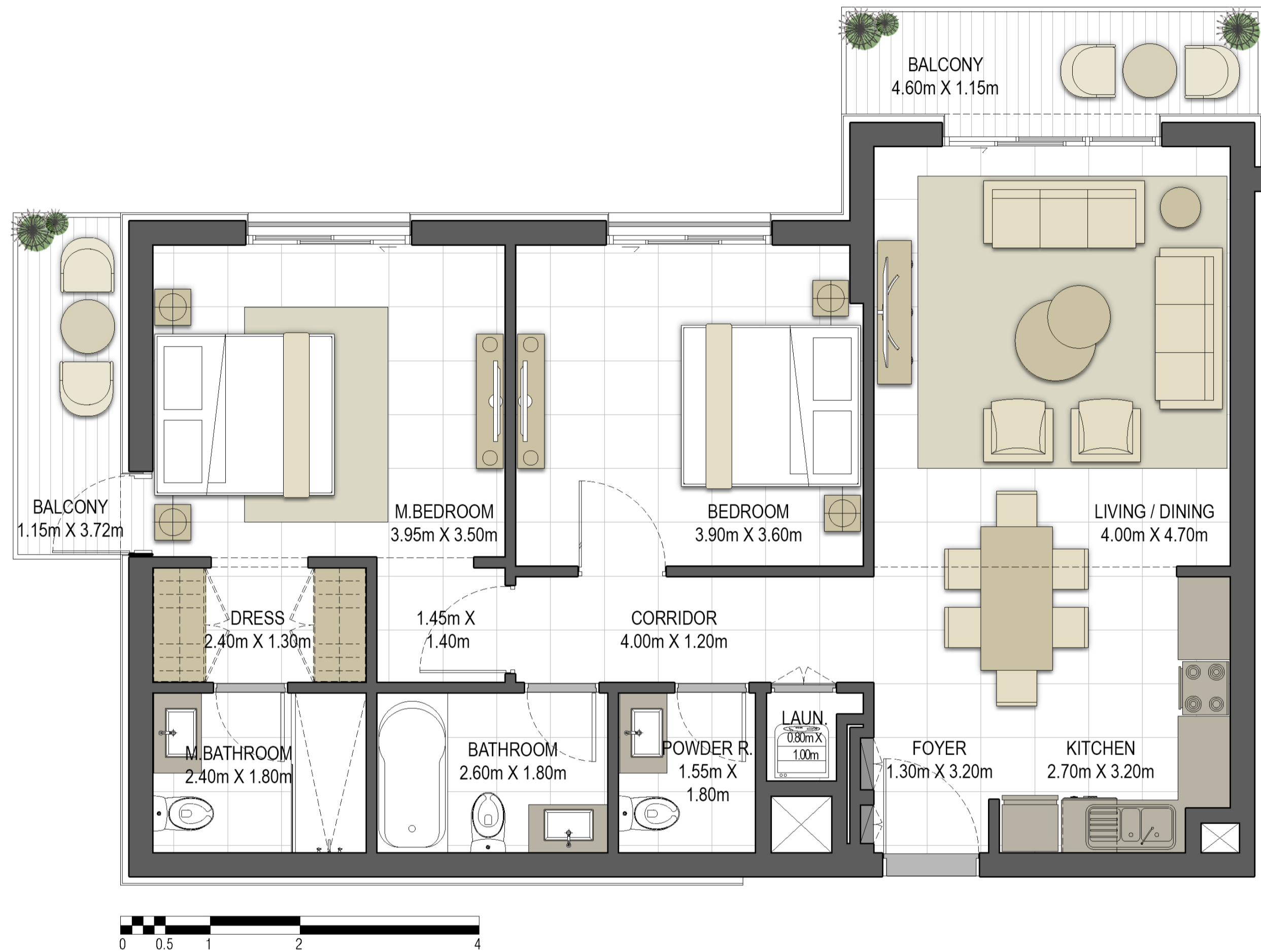


جزيرة مريم
MARYAM ISLAND

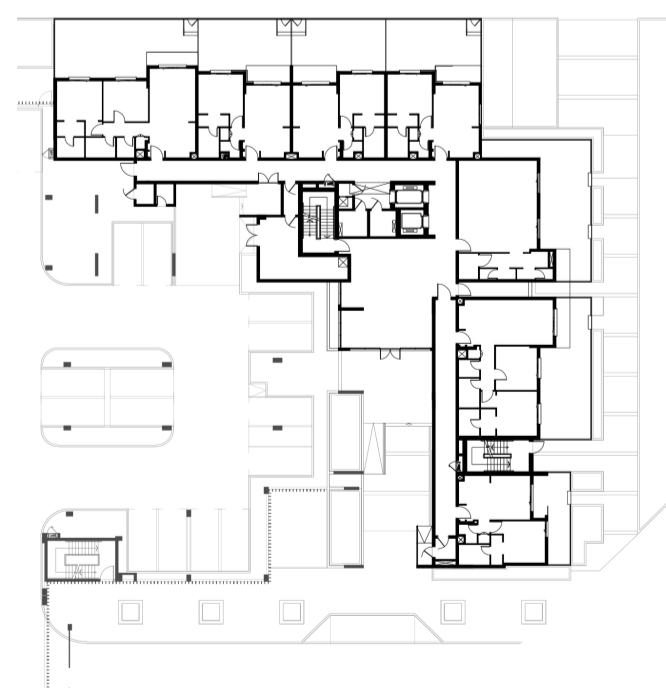
عائشة

AYSHA RESIDENCES TWO

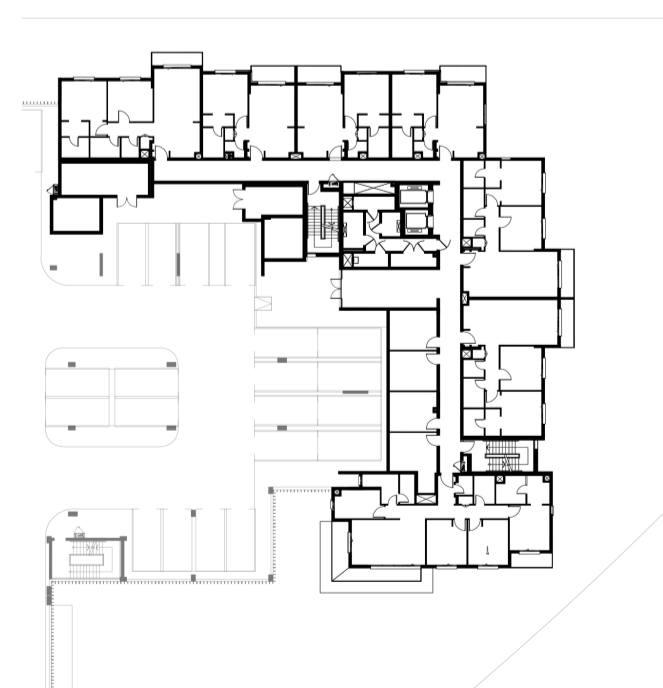
BUILDING	AYSHA 2
2 BEDROOM	TYPE 2A - 4
UNIT NO.	301, 401, 501
SUITE AREA	95.30 m ² / 1,025.80 ft ²
BALCONY AREA	10.60 m ² / 114.10 ft ²
TOTAL AREA	105.90 m ² / 1,139.90 ft ²



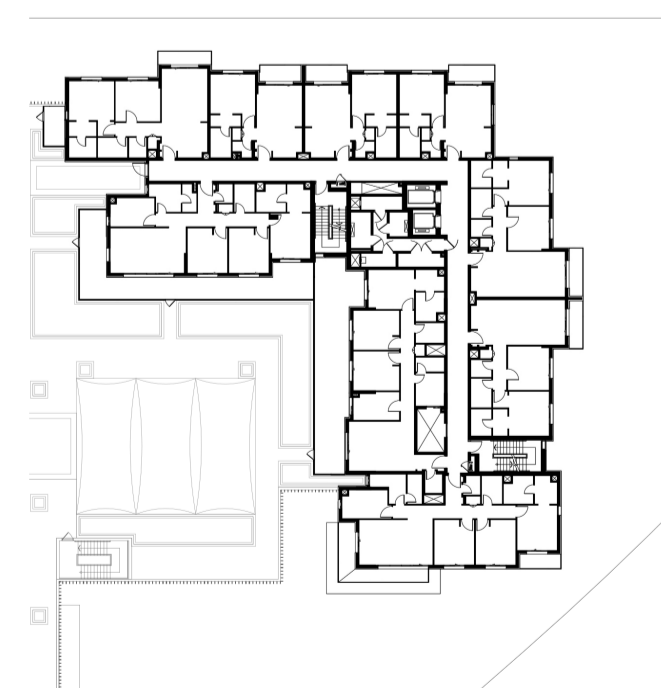
LEVEL G



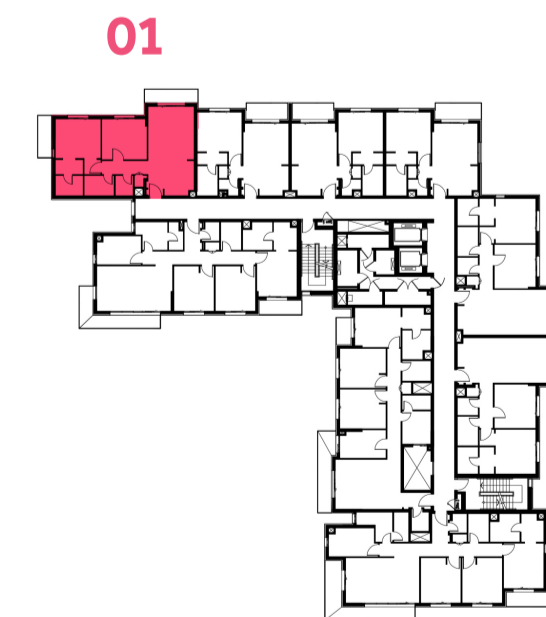
LEVEL 01



LEVEL 02



LEVEL 03,04,05



Disclaimer:

1. All room dimensions are measured to structural elements and exclude all finishes and construction tolerances. 2. All dimensions have been provided by our consultant architects. 3. All materials, dimensions and drawings are approximate. Information is subject to change without notice. 4. Actual suite area may vary from the stated area. Drawings not to scale. The developer reserves the right to make revisions. 5. Calculation of suite area is measured as the area bounded by the centre line of the demising or partition walls separating one unit from another unit, the exterior face of all exterior walls, and the exterior face of the corridor wall enclosing the adjoining unit. 6. Calculation of balcony area is measured as the area bounded by the centre line of the demising or partition walls separating one unit from another unit, the outmost face of the enclosing guard and the external face of the unit adjoining the balcony. 7. The units are measured at typical floor in the building. Columns may vary in size depending on the floor level.



جزيرة مريم
MARYAM ISLAND

عائشة

AYSHA RESIDENCES TWO

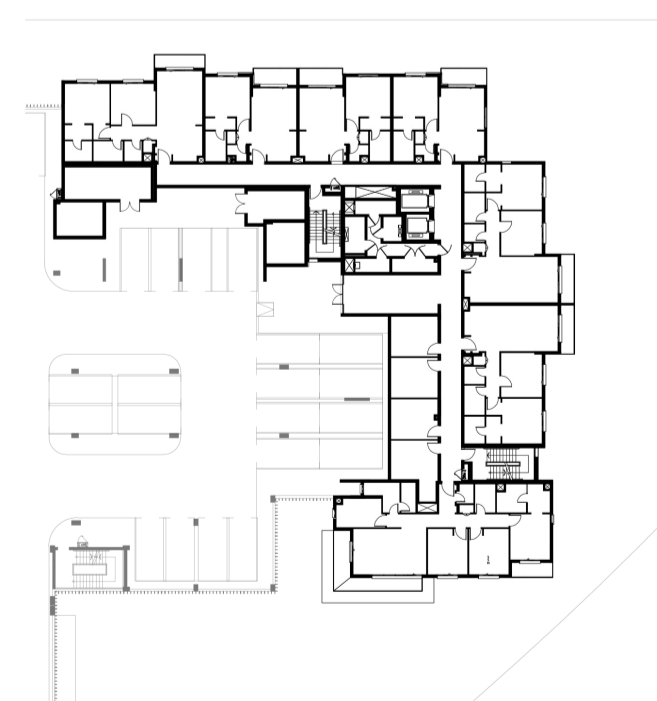
BUILDING	AYSHA 2
2 BEDROOM	TYPE 2B - 1
UNIT NO.	005
SUITE AREA	97.01 m ² / 1,044.21 ft ²
COVERED TERRACE AREA	5.88 m ² / 63.29 ft ²
TOTAL AREA	102.89 m ² / 1,107.50 ft ²
GARDEN AREA	44.66m ² / 480.72 ft ²



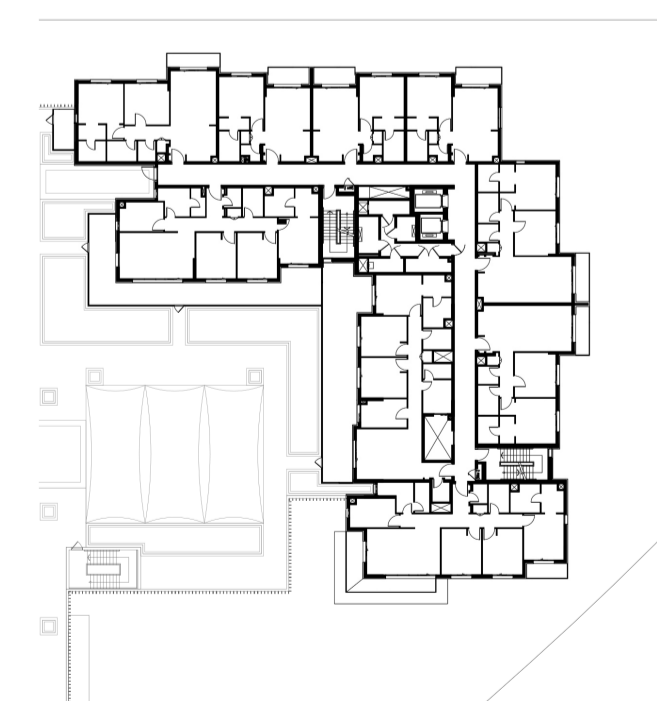
LEVEL G



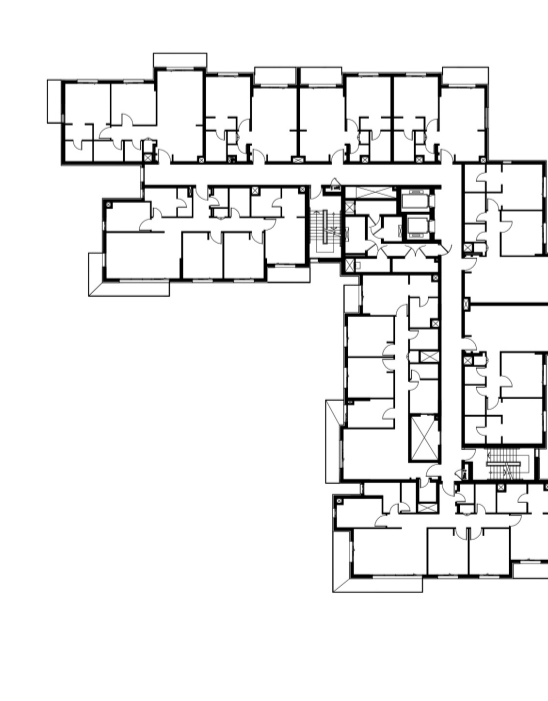
LEVEL 01



LEVEL 02



LEVEL 03,04,05



Disclaimer:

1. All room dimensions are measured to structural elements and exclude all finishes and construction tolerances. 2. All dimensions have been provided by our consultant architects. 3. All materials, dimensions and drawings are approximate. Information is subject to change without notice. 4. Actual suite area may vary from the stated area. Drawings not to scale. The developer reserves the right to make revisions. 5. Calculation of suite area is measured as the area bounded by the centre line of the demising or partition walls separating one unit from another unit, the exterior face of all exterior walls, and the exterior face of the corridor wall enclosing the adjoining unit. 6. Calculation of balcony area is measured as the area bounded by the centre line of the demising or partition walls separating one unit from another unit, the outmost face of the enclosing guard and the external face of the unit adjoining the balcony. 7. The units are measured at typical floor in the building. Columns may vary in size depending on the floor level.



EAGLE HILLS

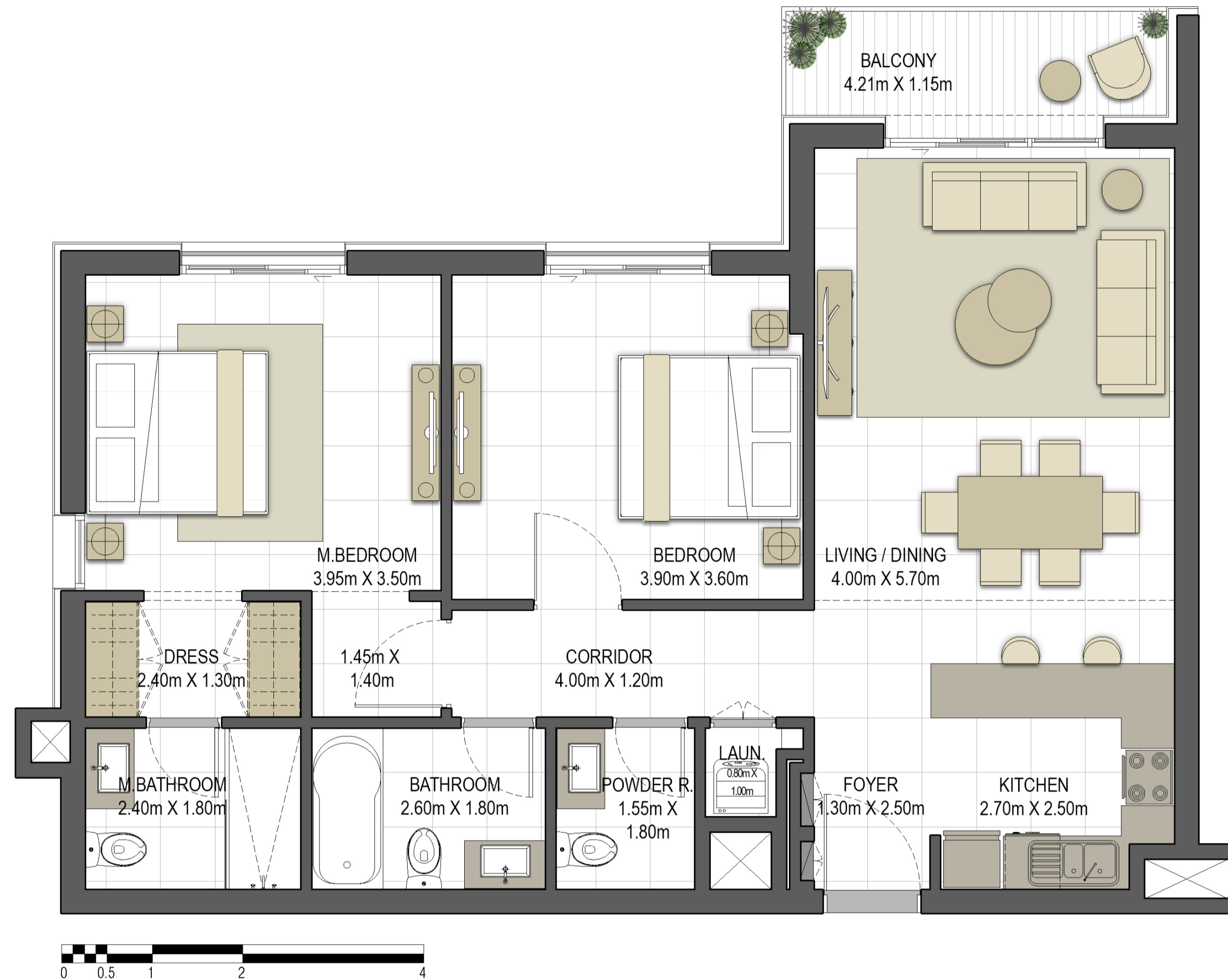


جزيرة مريم
MARYAM ISLAND

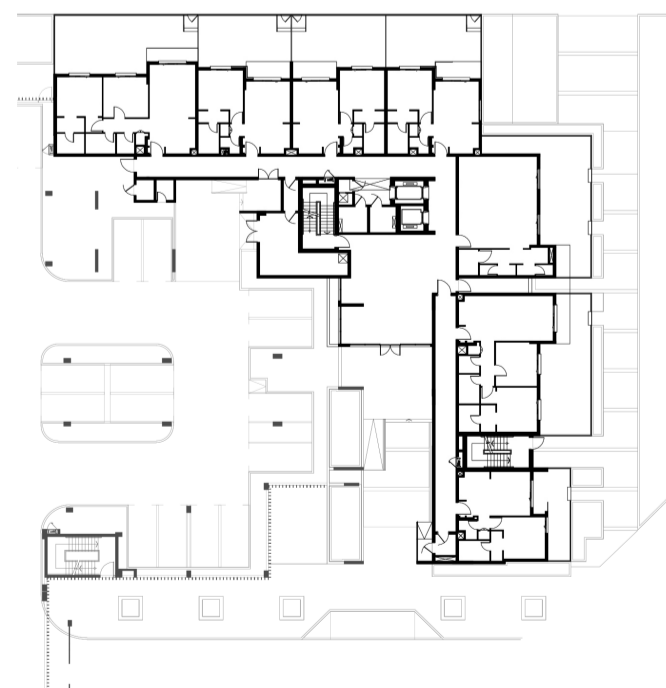
عائشة

AYSHA RESIDENCES TWO

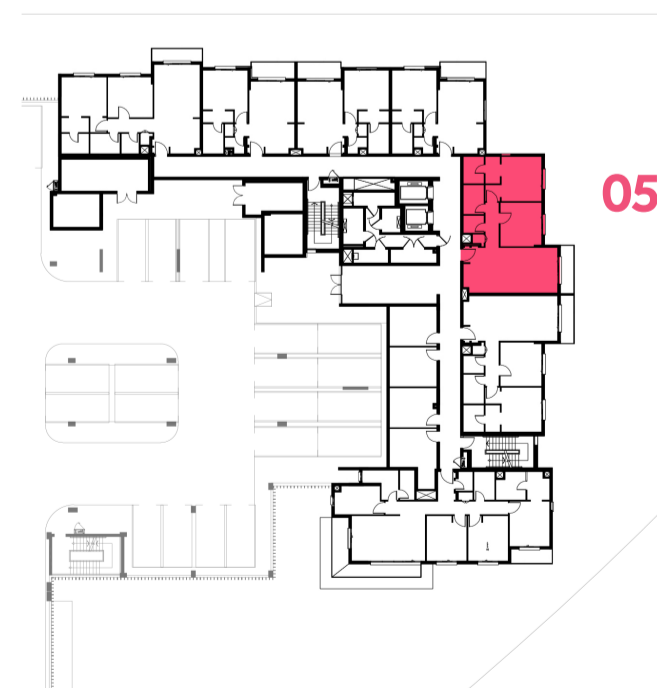
BUILDING	AYSHA 2
2 BEDROOM	TYPE 2B - 2
UNIT NO.	105, 206, 306, 406, 506
SUITE AREA	95.93 m ² / 1,032.58 ft ²
BALCONY AREA	5.35 m ² / 57.59 ft ²
TOTAL AREA	101.28 m ² / 1,090.17 ft ²



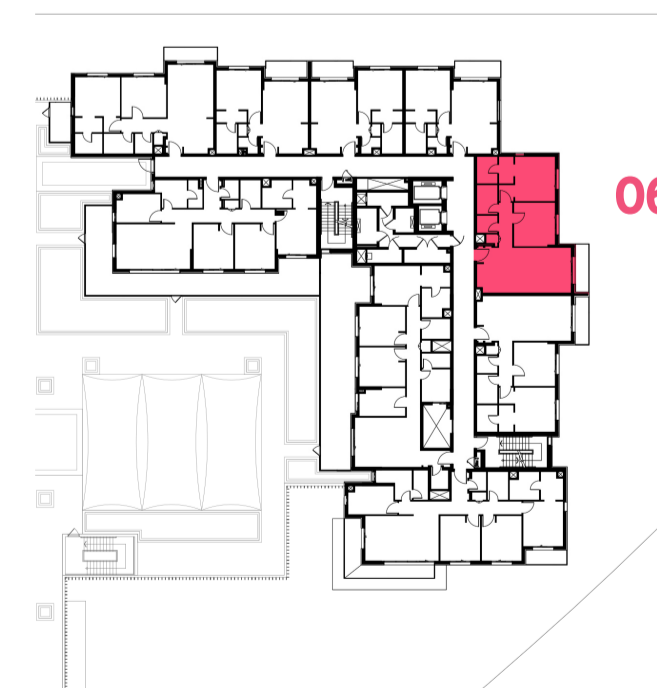
LEVEL G



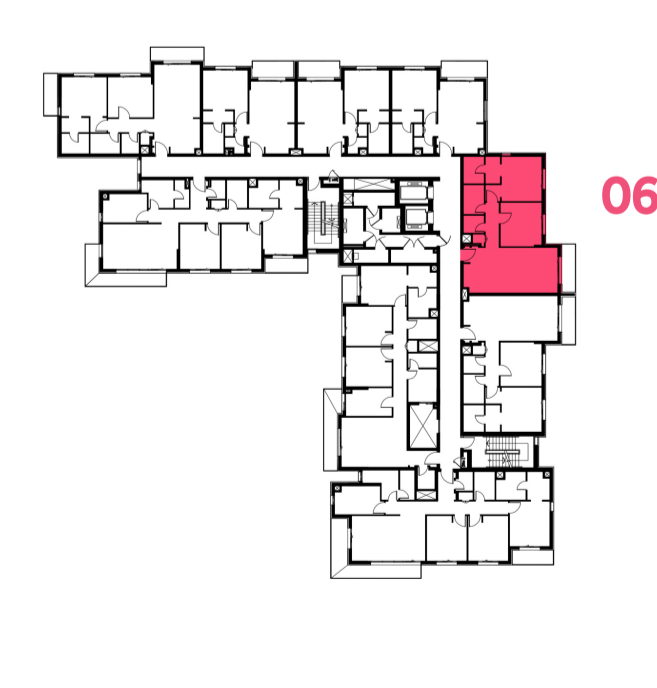
LEVEL 01



LEVEL 02



LEVEL 03,04,05



Disclaimer:

1. All room dimensions are measured to structural elements and exclude all finishes and construction tolerances. 2. All dimensions have been provided by our consultant architects. 3. All materials, dimensions and drawings are approximate. Information is subject to change without notice. 4. Actual suite area may vary from the stated area. Drawings not to scale. The developer reserves the right to make revisions. 5. Calculation of suite area is measured as the area bounded by the centre line of the demising or partition walls separating one unit from another unit, the exterior face of all exterior walls, and the exterior face of the corridor wall enclosing the adjoining unit. 6. Calculation of balcony area is measured as the area bounded by the centre line of the demising or partition walls separating one unit from another unit, the outmost face of the enclosing guard and the external face of the unit adjoining the balcony. 7. The units are measured at typical floor in the building. Columns may vary in size depending on the floor level.



جزيرة مريم
MARYAM ISLAND

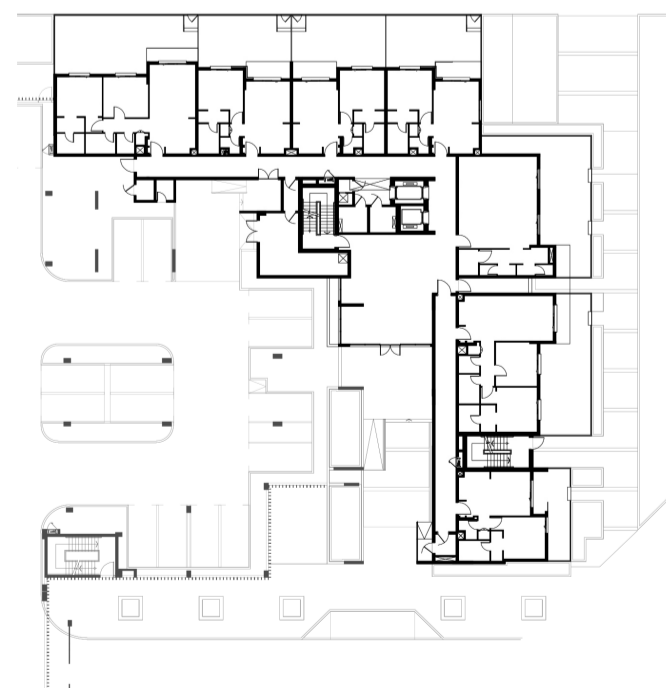
عائشة

AYSHA RESIDENCES TWO

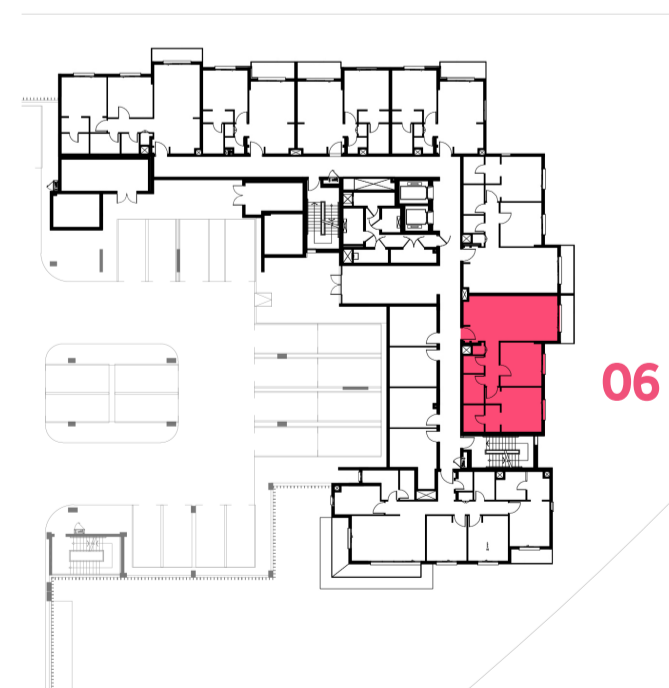
BUILDING	AYSHA 2
2 BEDROOM	TYPE 2B - 3
UNIT NO.	106, 207, 307, 407, 507
SUITE AREA	95.93 m ² / 1,032.58 ft ²
BALCONY AREA	5.35 m ² / 57.59 ft ²
TOTAL AREA	101.28 m ² / 1,090.17 ft ²



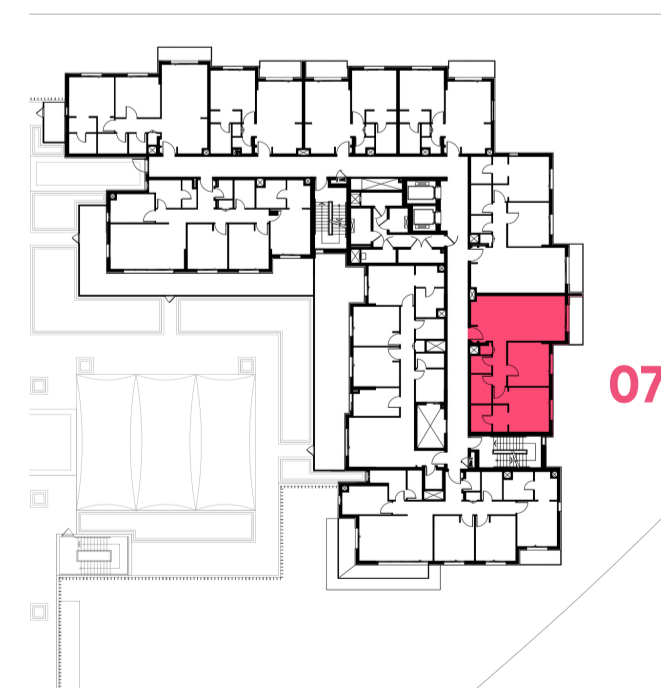
LEVEL G



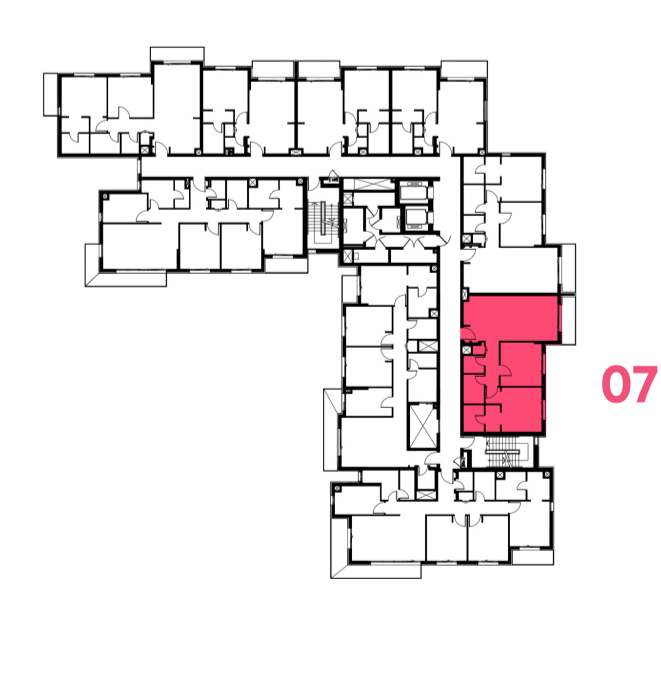
LEVEL 01



LEVEL 02



LEVEL 03,04,05



Disclaimer:

1. All room dimensions are measured to structural elements and exclude all finishes and construction tolerances. 2. All dimensions have been provided by our consultant architects. 3. All materials, dimensions and drawings are approximate. Information is subject to change without notice. 4. Actual suite area may vary from the stated area. Drawings not to scale. The developer reserves the right to make revisions. 5. Calculation of suite area is measured as the area bounded by the centre line of the demising or partition walls separating one unit from another unit, the exterior face of all exterior walls, and the exterior face of the corridor wall enclosing the adjoining unit. 6. Calculation of balcony area is measured as the area bounded by the centre line of the demising or partition walls separating one unit from another unit, the outmost face of the enclosing guard and the external face of the unit adjoining the balcony. 7. The units are measured at typical floor in the building. Columns may vary in size depending on the floor level.



جزيرة مريم
MARYAM ISLAND

عائشة

AYSHA RESIDENCES TWO

BUILDING	AYSHA 2
3 BEDROOM	TYPE 3A - 1
UNIT NO.	202
SUITE AREA	140.24 m ² / 1,509.53 ft ²
COVERED TERRACE AREA	17.12 m ² / 184.28 ft ²
TOTAL AREA	157.36 m ² / 1,693.81 ft ²
TERRACE AREA	44.58 m ² / 479.85 ft ²

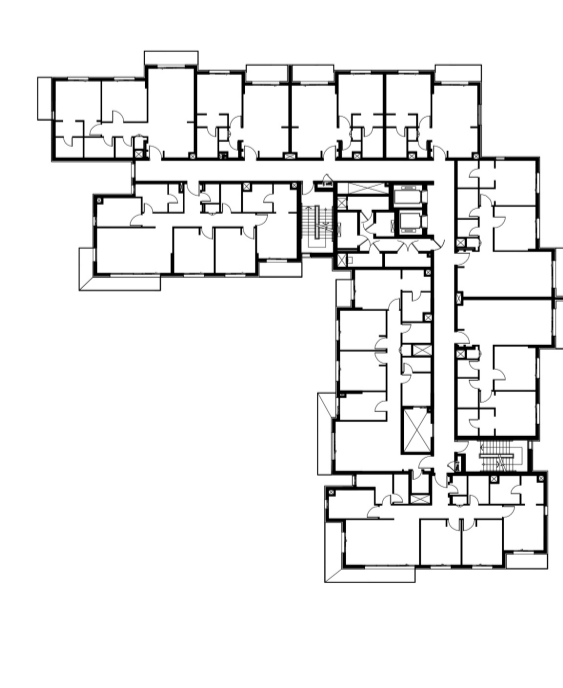
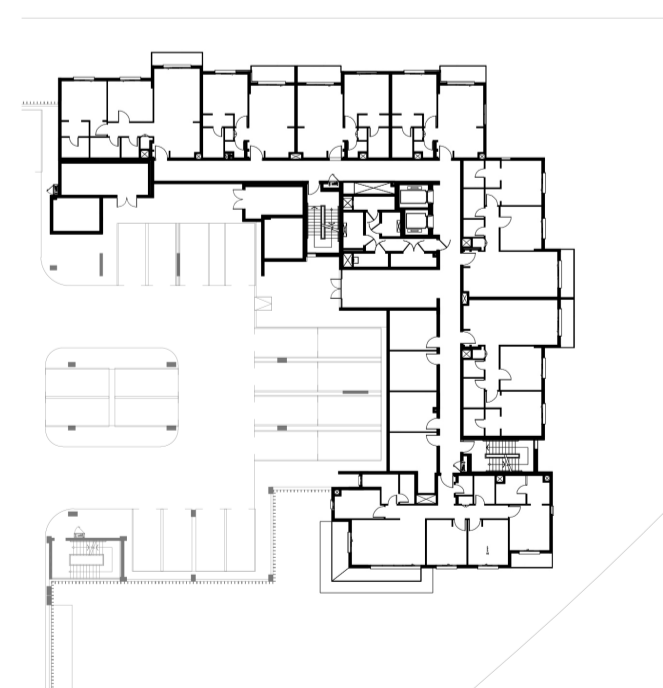
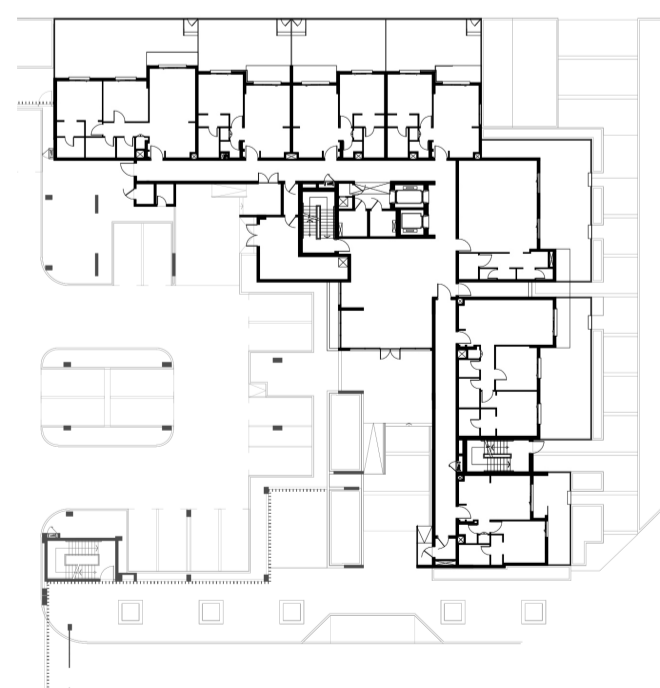


LEVEL G

LEVEL 01

LEVEL 02

LEVEL 03,04,05



Disclaimer:

1. All room dimensions are measured to structural elements and exclude all finishes and construction tolerances. 2. All dimensions have been provided by our consultant architects. 3. All materials, dimensions and drawings are approximate. Information is subject to change without notice. 4. Actual suite area may vary from the stated area. Drawings not to scale. The developer reserves the right to make revisions. 5. Calculation of suite area is measured as the area bounded by the centre line of the demising or partition walls separating one unit from another unit, the exterior face of all exterior walls, and the exterior face of the corridor wall enclosing the adjoining unit. 6. Calculation of balcony area is measured as the area bounded by the centre line of the demising or partition walls separating one unit from another unit, the outmost face of the enclosing guard and the external face of the unit adjoining the balcony. 7. The units are measured at typical floor in the building. Columns may vary in size depending on the floor level.

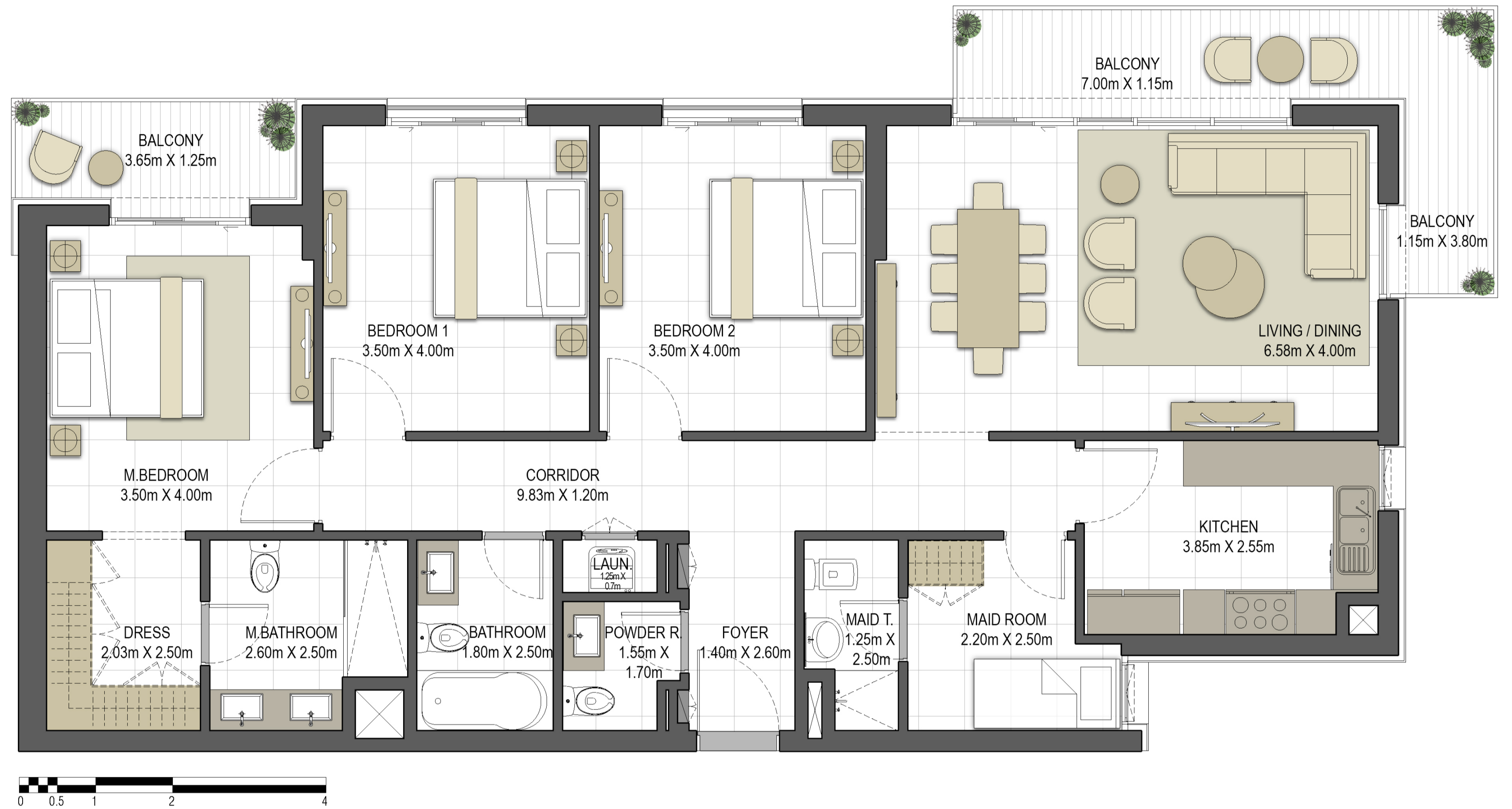


جزيرة مريم
MARYAM ISLAND

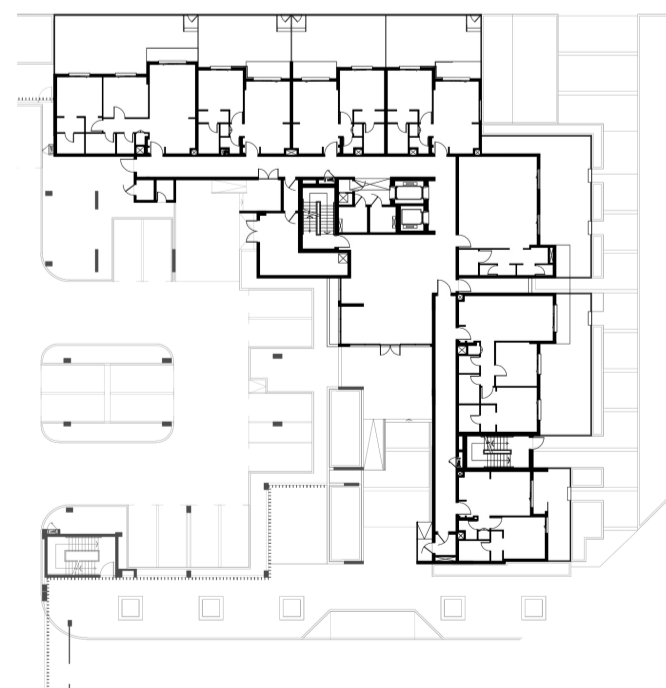
عائشة

AYSHA RESIDENCES TWO

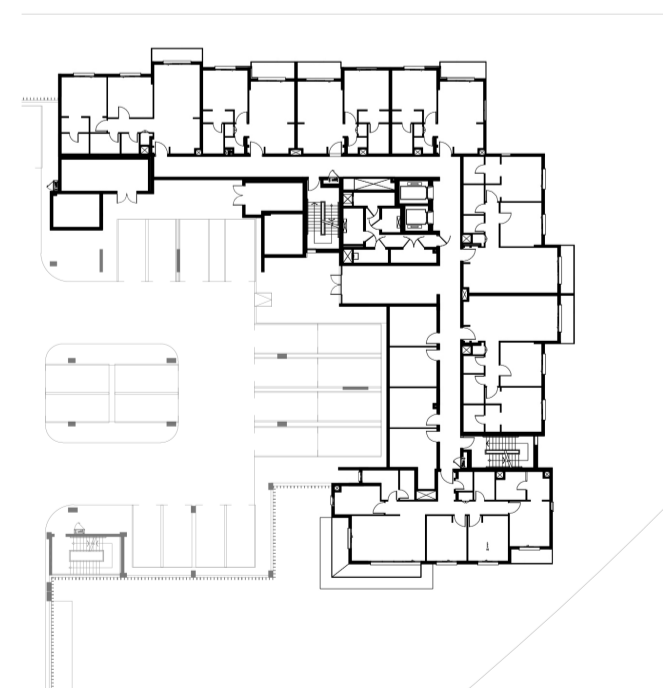
BUILDING	AYSHA 2
3 BEDROOM	TYPE 3A - 2
UNIT NO.	302, 402, 502
SUITE AREA	140.25 m ² / 1,509.64 ft ²
BALCONY AREA	17.19 m ² / 185.03 ft ²
TOTAL AREA	157.44 m ² / 1,694.67 ft ²



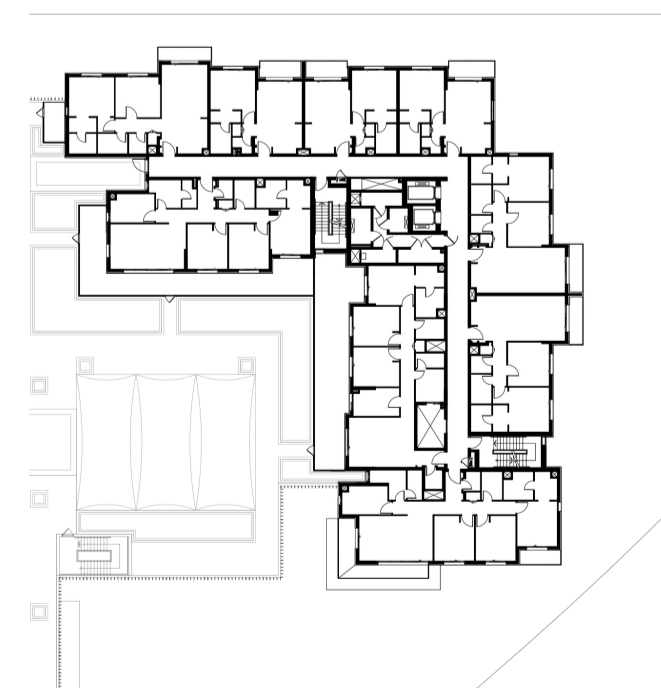
LEVEL G



LEVEL 01



LEVEL 02



LEVEL 03,04,05



جزيرة مريم
MARYAM ISLAND

Disclaimer:

1. All room dimensions are measured to structural elements and exclude all finishes and construction tolerances. 2. All dimensions have been provided by our consultant architects. 3. All materials, dimensions and drawings are approximate. Information is subject to change without notice. 4. Actual suite area may vary from the stated area. Drawings not to scale. The developer reserves the right to make revisions. 5. Calculation of suite area is measured as the area bounded by the centre line of the demising or partition walls separating one unit from another unit, the exterior face of all exterior walls, and the exterior face of the corridor wall enclosing the adjoining unit. 6. Calculation of balcony area is measured as the area bounded by the centre line of the demising or partition walls separating one unit from another unit, the outmost face of the enclosing guard and the external face of the unit adjoining the balcony. 7. The units are measured at typical floor in the building. Columns may vary in size depending on the floor level.

عائشة

AYSHA RESIDENCES TWO

BUILDING	AYSHA 2
3 BEDROOM	TYPE 3B - 1
UNIT NO.	208
SUITE AREA	141.63 m ² / 1,524.49 ft ²
COVERED TERRACE AREA	13.27 m ² / 142.84 ft ²
TOTAL AREA	154.90 m ² / 1,667.33 ft ²
TERRACE AREA	49.12 m ² / 528.72 ft ²

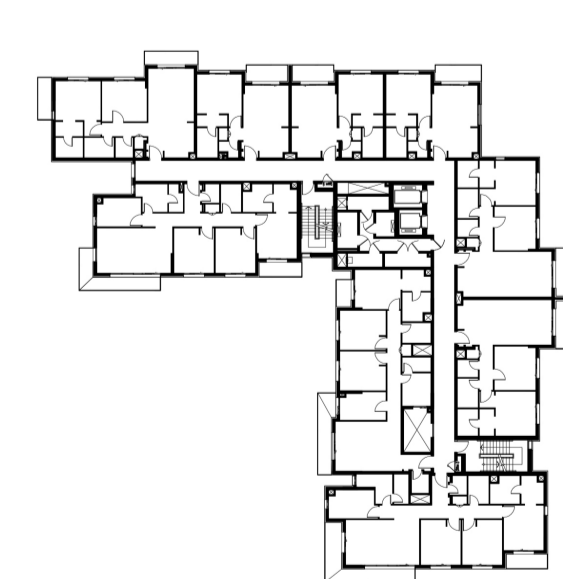
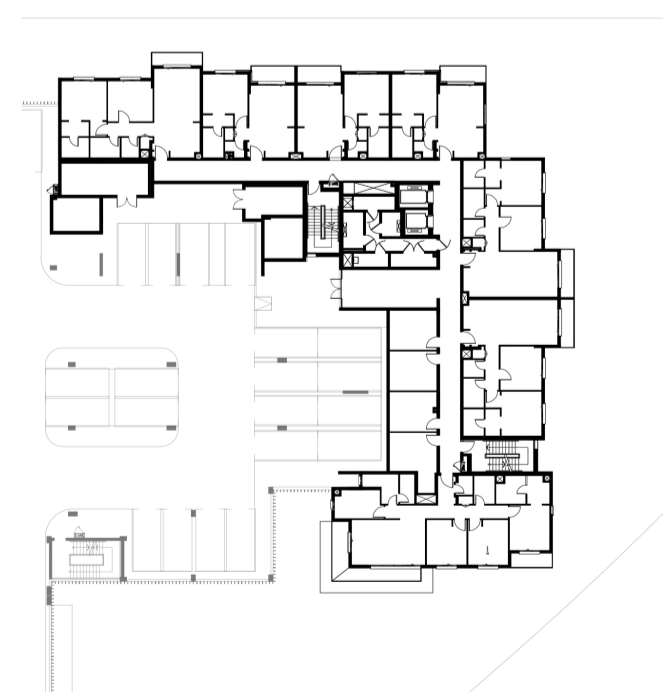
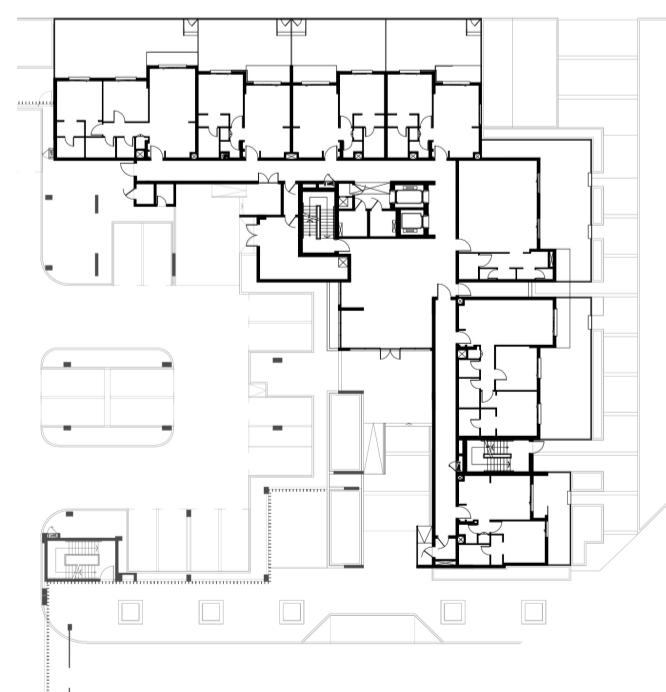


LEVEL G

LEVEL 01

LEVEL 02

LEVEL 03,04,05



Disclaimer:

1. All room dimensions are measured to structural elements and exclude all finishes and construction tolerances. 2. All dimensions have been provided by our consultant architects. 3. All materials, dimensions and drawings are approximate. Information is subject to change without notice. 4. Actual suite area may vary from the stated area. Drawings not to scale. The developer reserves the right to make revisions. 5. Calculation of suite area is measured as the area bounded by the centre line of the demising or partition walls separating one unit from another unit, the exterior face of all exterior walls, and the exterior face of the corridor wall enclosing the adjoining unit. 6. Calculation of balcony area is measured as the area bounded by the centre line of the demising or partition walls separating one unit from another unit, the outmost face of the enclosing guard and the external face of the unit adjoining the balcony. 7. The units are measured at typical floor in the building. Columns may vary in size depending on the floor level.

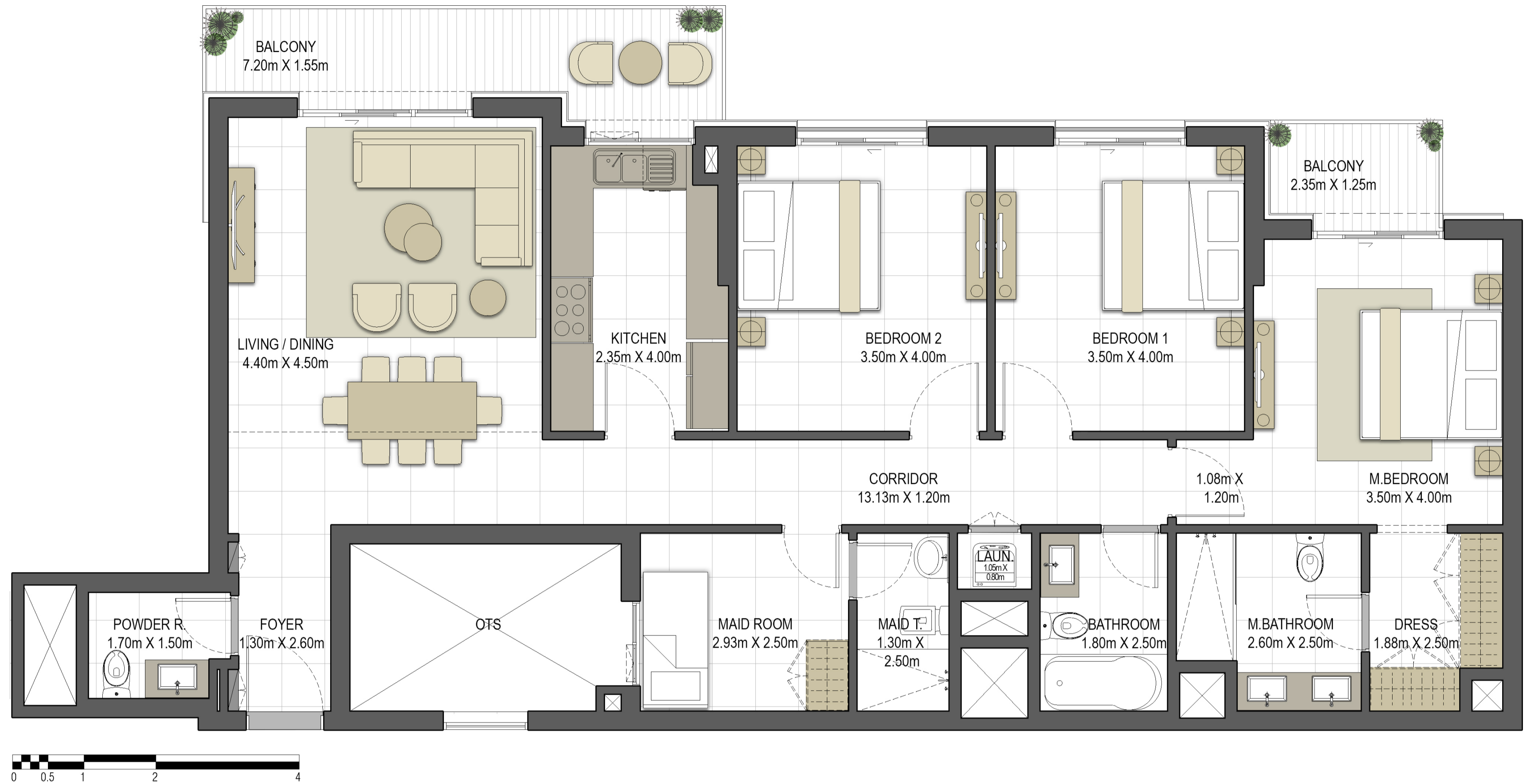


جزيرة مريم
MARYAM ISLAND

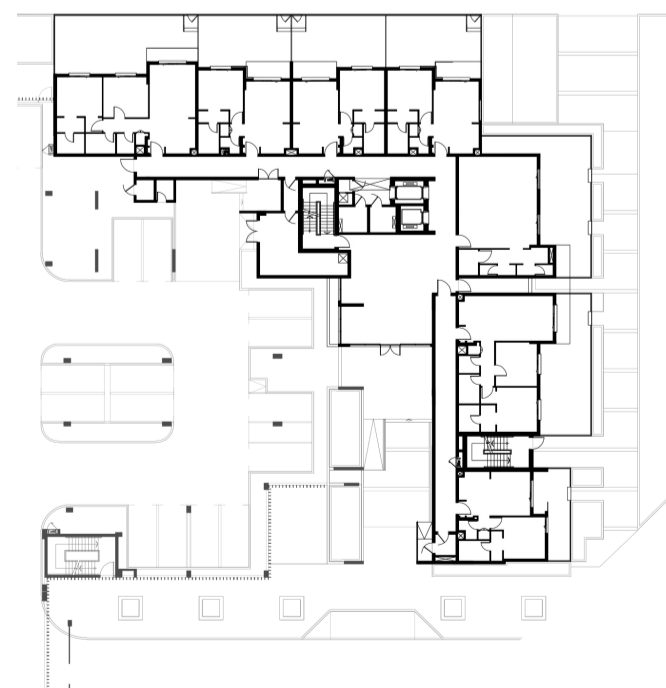
عائشة

AYSHA RESIDENCES TWO

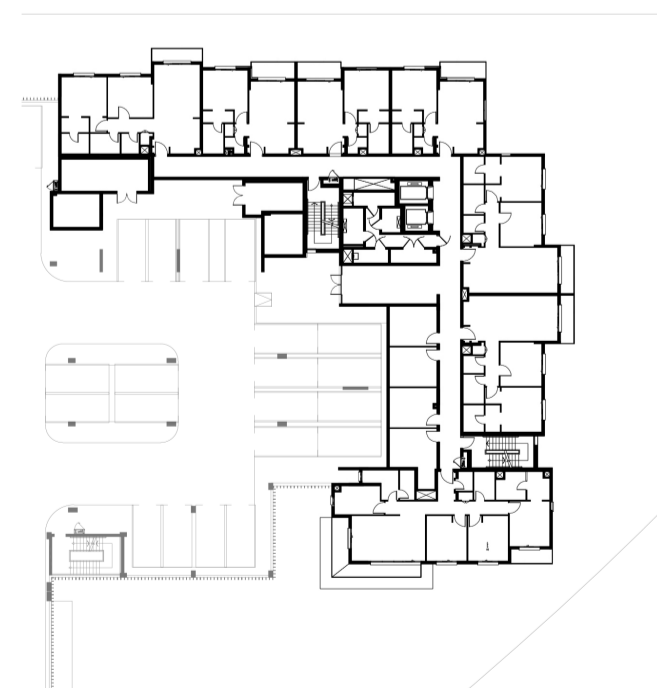
BUILDING	AYSHA 2
3 BEDROOM	TYPE 3B - 2
UNIT NO.	308, 408, 508
SUITE AREA	141.63 m ² / 1,524.49 ft ²
BALCONY AREA	13.33 m ² / 143.48 ft ²
TOTAL AREA	154.96 m ² / 1,667.97 ft ²



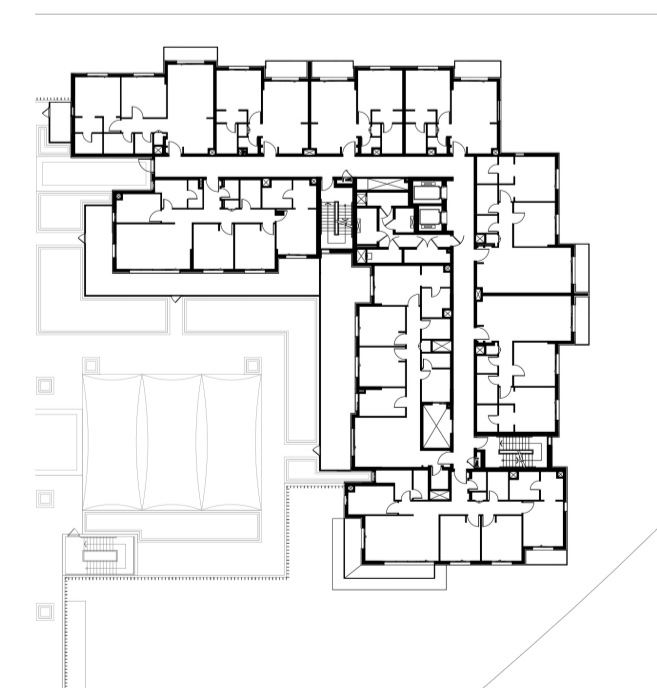
LEVEL G



LEVEL 01



LEVEL 02



LEVEL 03,04,05



جزيرة مريم
MARYAM ISLAND

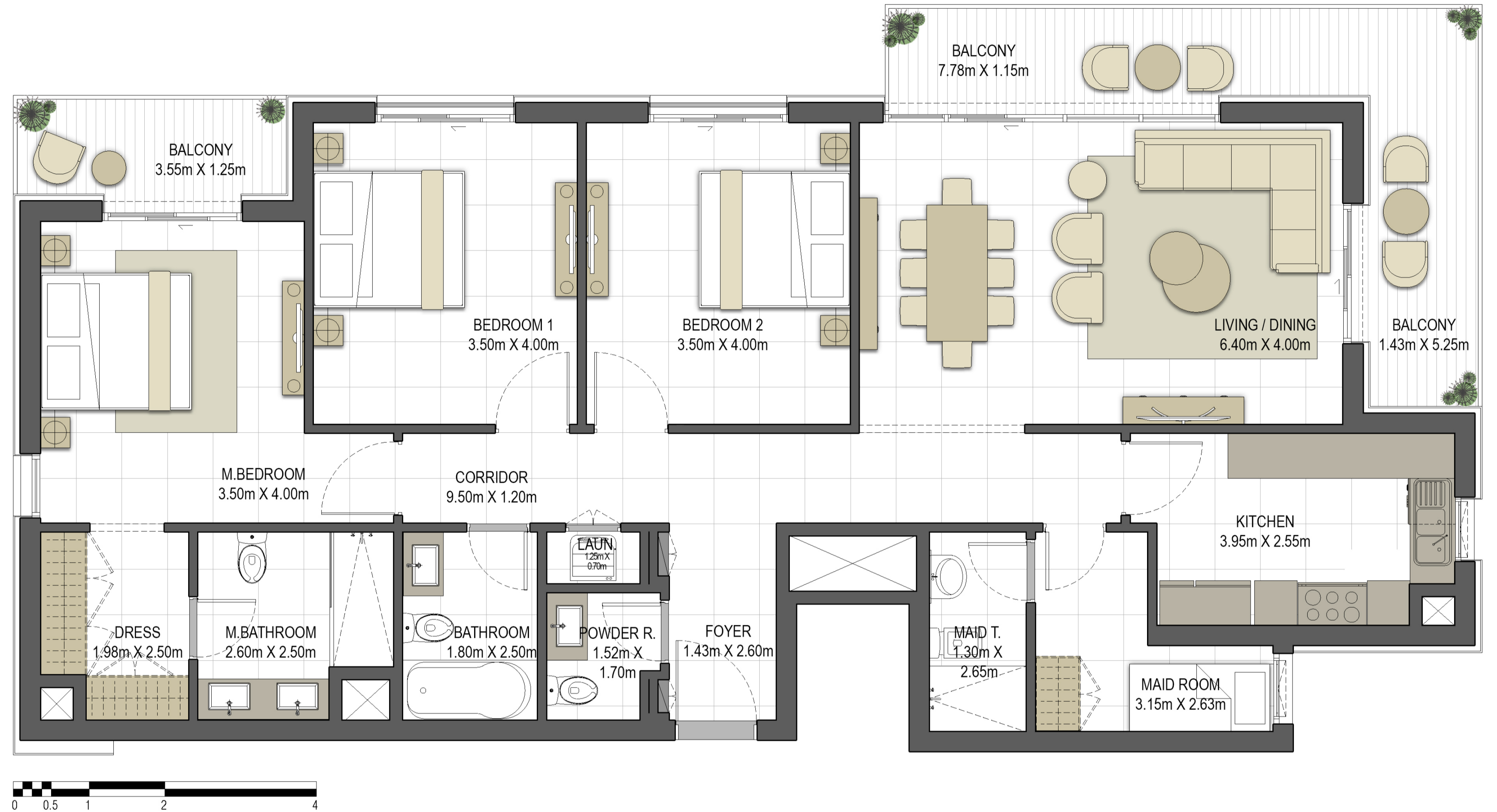
Disclaimer:

1. All room dimensions are measured to structural elements and exclude all finishes and construction tolerances. 2. All dimensions have been provided by our consultant architects. 3. All materials, dimensions and drawings are approximate. Information is subject to change without notice. 4. Actual suite area may vary from the stated area. Drawings not to scale. The developer reserves the right to make revisions. 5. Calculation of suite area is measured as the area bounded by the centre line of the demising or partition walls separating one unit from another unit, the exterior face of all exterior walls, and the exterior face of the corridor wall enclosing the adjoining unit. 6. Calculation of balcony area is measured as the area bounded by the centre line of the demising or partition walls separating one unit from another unit, the outmost face of the enclosing guard and the external face of the unit adjoining the balcony. 7. The units are measured at typical floor in the building. Columns may vary in size depending on the floor level.

عائشة

AYSHA RESIDENCES TWO

BUILDING	AYSHA 2
3 BEDROOM	TYPE 3C - 1
UNIT NO.	107
SUITE AREA	143.80 m ² / 1,547.85 ft ²
BALCONY AREA	20.97 m ² / 225.72 ft ²
TOTAL AREA	164.77 m ² / 1,773.57 ft ²

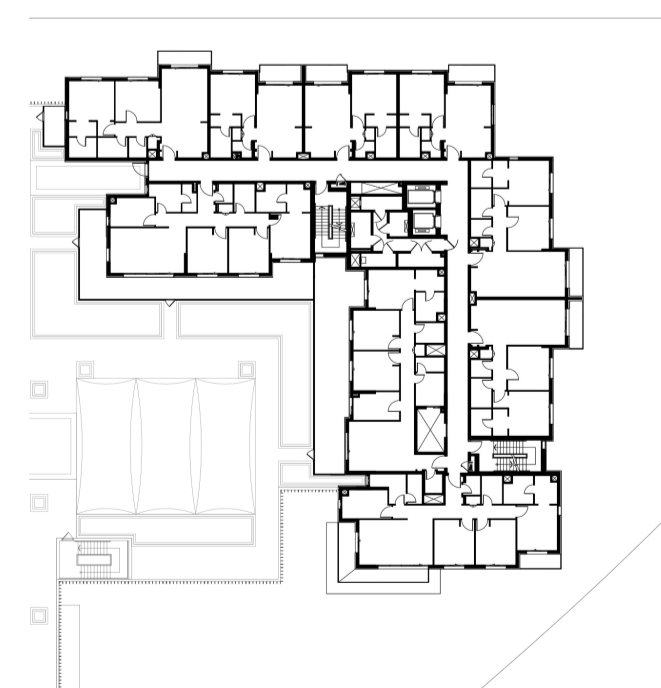
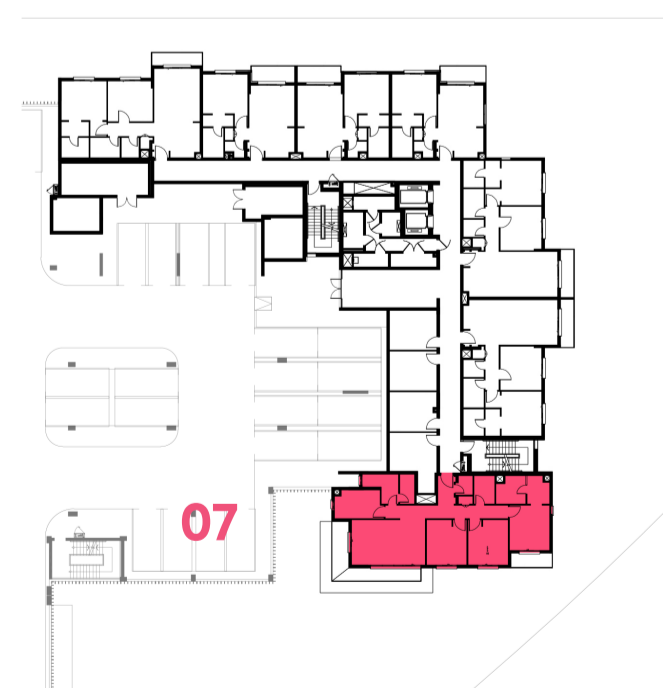
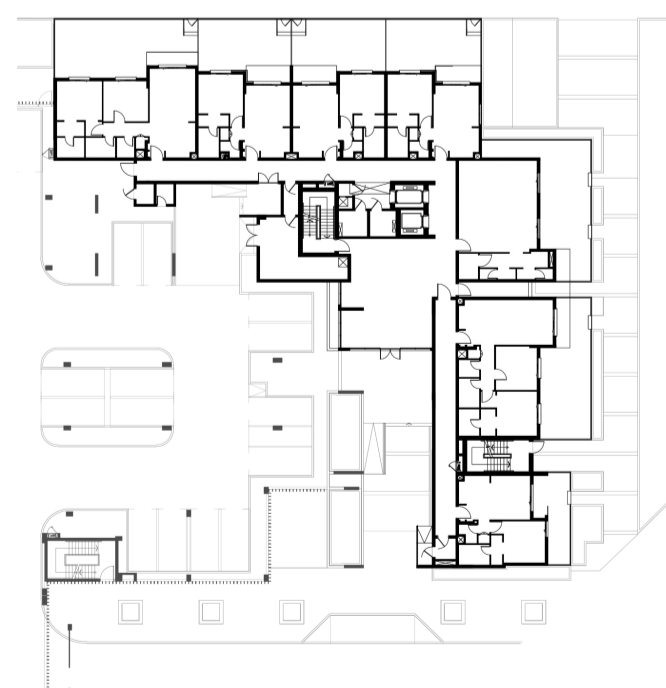


LEVEL G

LEVEL 01

LEVEL 02

LEVEL 03,04,05



Disclaimer:

1. All room dimensions are measured to structural elements and exclude all finishes and construction tolerances. 2. All dimensions have been provided by our consultant architects. 3. All materials, dimensions and drawings are approximate. Information is subject to change without notice. 4. Actual suite area may vary from the stated area. Drawings not to scale. The developer reserves the right to make revisions. 5. Calculation of suite area is measured as the area bounded by the centre line of the demising or partition walls separating one unit from another unit, the exterior face of all exterior walls, and the exterior face of the corridor wall enclosing the adjoining unit. 6. Calculation of balcony area is measured as the area bounded by the centre line of the demising or partition walls separating one unit from another unit, the outmost face of the enclosing guard and the external face of the unit adjoining the balcony. 7. The units are measured at typical floor in the building. Columns may vary in size depending on the floor level.



جزيرة مريم
MARYAM ISLAND

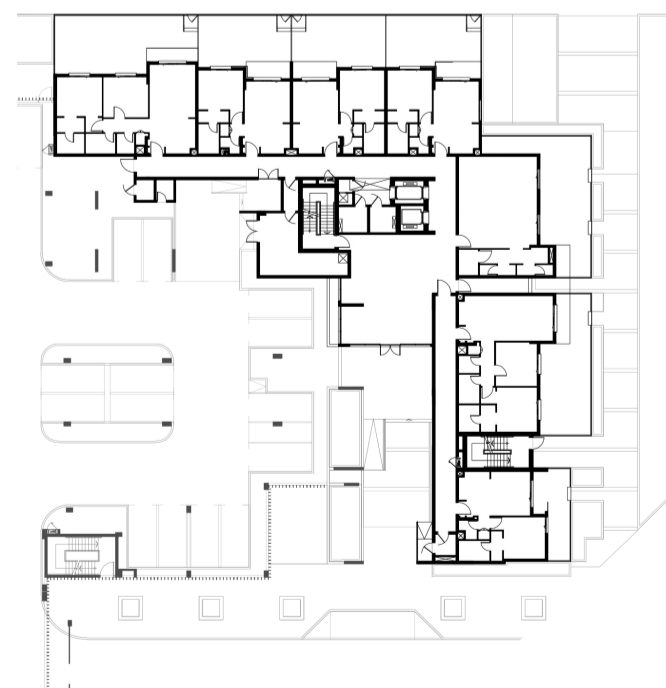
عائشة

AYSHA RESIDENCES TWO

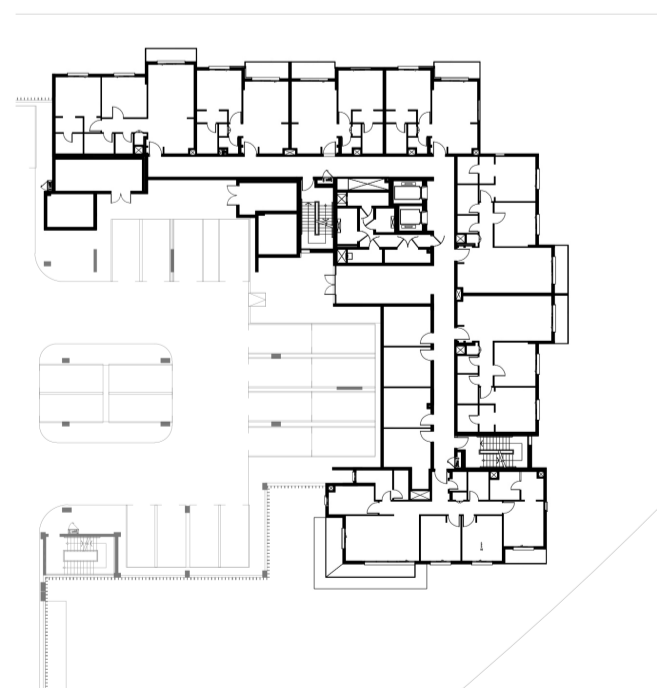
BUILDING	AYSHA 2
3 BEDROOM	TYPE 3C - 2
UNIT NO.	209, 309, 409, 509
SUITE AREA	143.12 m ² / 1,540.53 ft ²
BALCONY AREA	20.97 m ² / 225.72 ft ²
TOTAL AREA	164.09 m ² / 1,766.25 ft ²



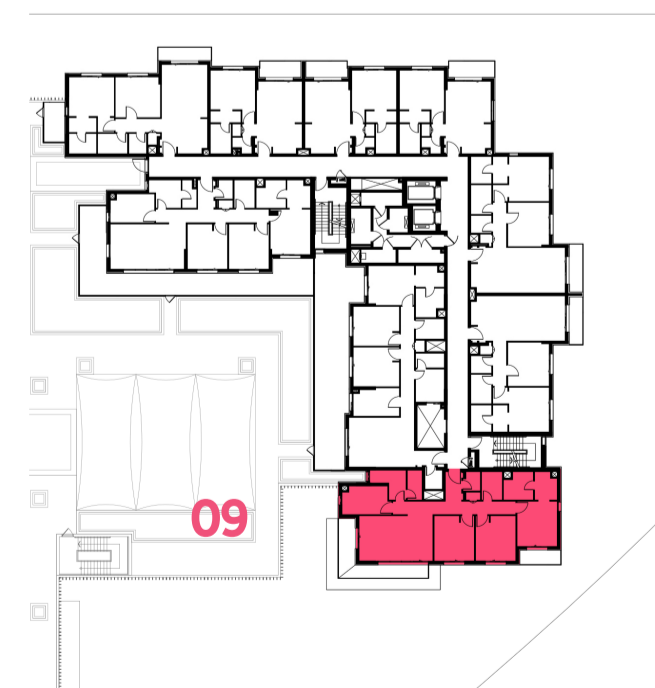
LEVEL G



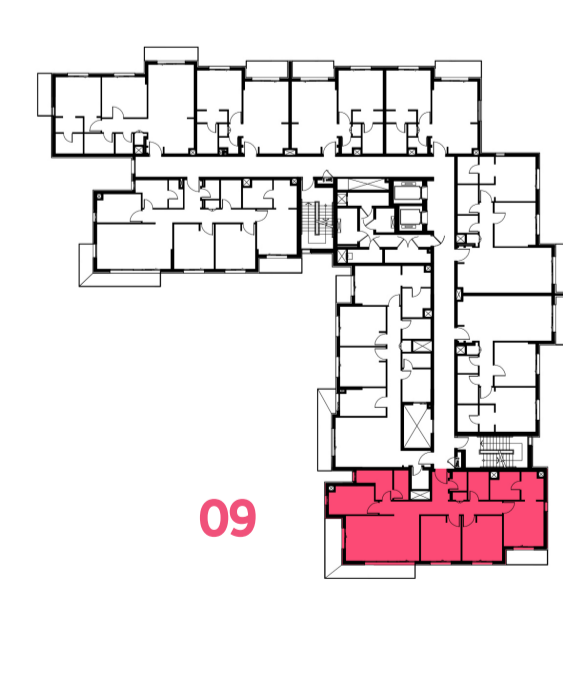
LEVEL 01



LEVEL 02



LEVEL 03,04,05



Disclaimer:

1. All room dimensions are measured to structural elements and exclude all finishes and construction tolerances. 2. All dimensions have been provided by our consultant architects. 3. All materials, dimensions and drawings are approximate. Information is subject to change without notice. 4. Actual suite area may vary from the stated area. Drawings not to scale. The developer reserves the right to make revisions. 5. Calculation of suite area is measured as the area bounded by the centre line of the demising or partition walls separating one unit from another unit, the exterior face of all exterior walls, and the exterior face of the corridor wall enclosing the adjoining unit. 6. Calculation of balcony area is measured as the area bounded by the centre line of the demising or partition walls separating one unit from another unit, the outmost face of the enclosing guard and the external face of the unit adjoining the balcony. 7. The units are measured at typical floor in the building. Columns may vary in size depending on the floor level.



جزيرة مريم
MARYAM ISLAND